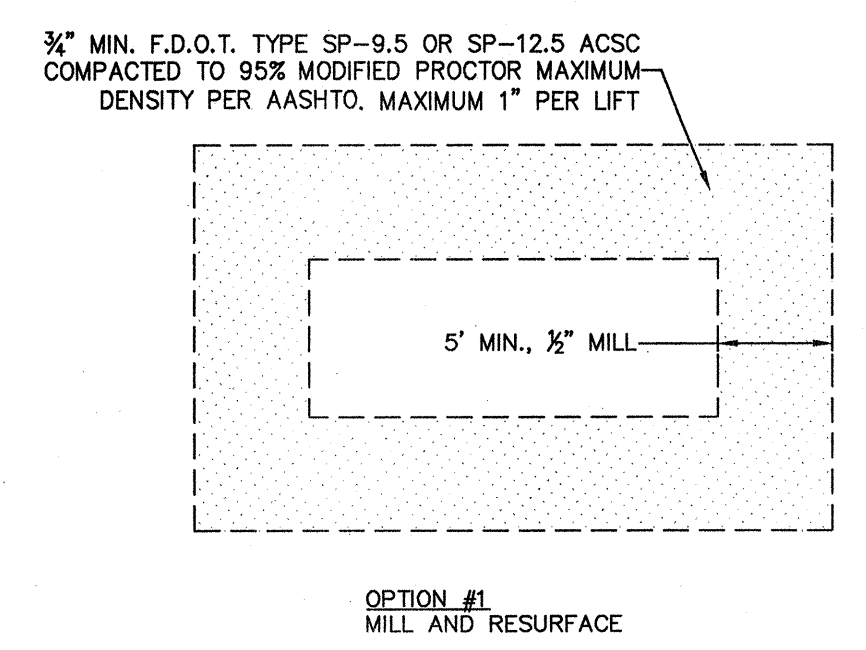
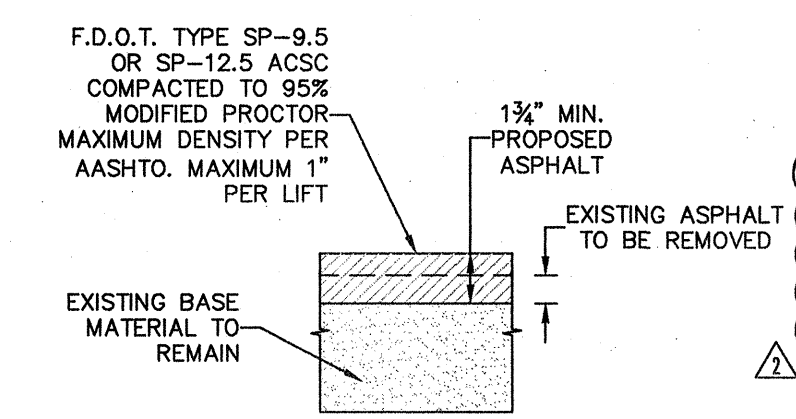


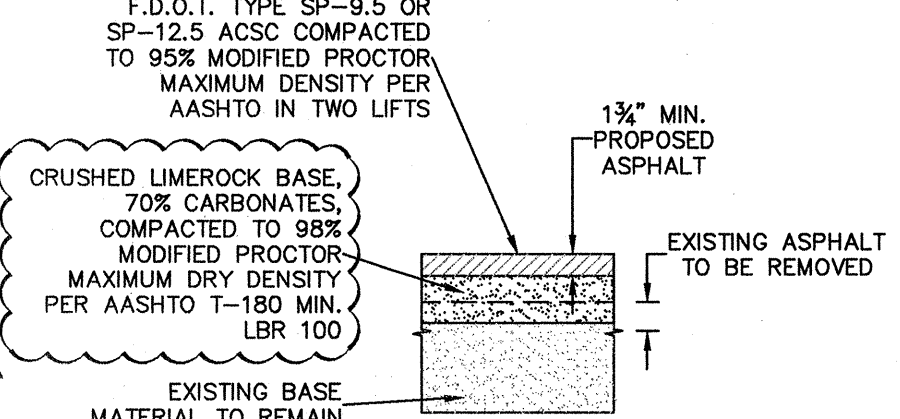
Printed By: Mckay, Katrina Sheet: Set: McDONALD'S REGENCY Layout: C-103 SITE DETAILS May 01, 2013 10:44:15am K:\VIB\LEVA\17208 - McDONALD'S 081 - 009-1502 - Regency CAD File: Sheets\C-103 SITE DETAILS.dwg  
 This document, together with the concrete and designs presented herein, is an instrument of service, to be used only for the specific purpose and client for which it was prepared. Reuse of any information or adaptation by Kimley-Horn and Associates, Inc. shall be without liability to Kimley-Horn and Associates, Inc.



OPTION #1  
MILL AND RESURFACE

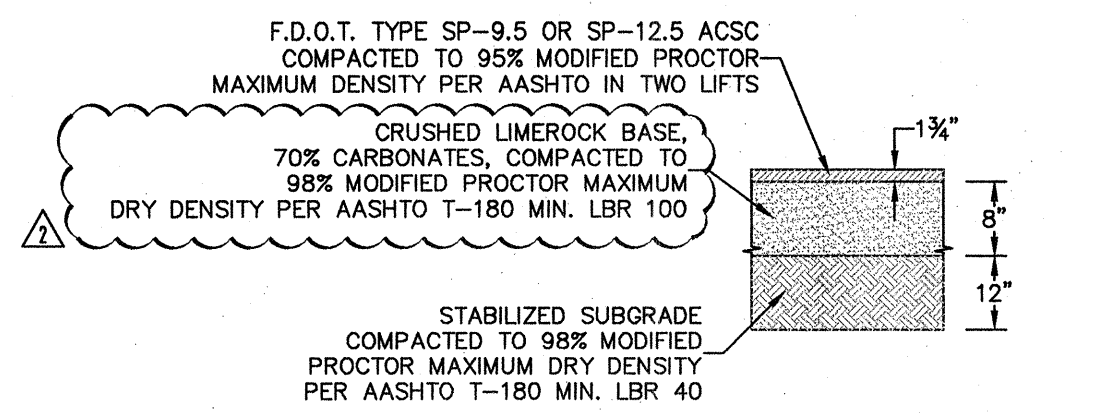


OPTION #2  
PAVEMENT REMOVAL AND OVERLAY



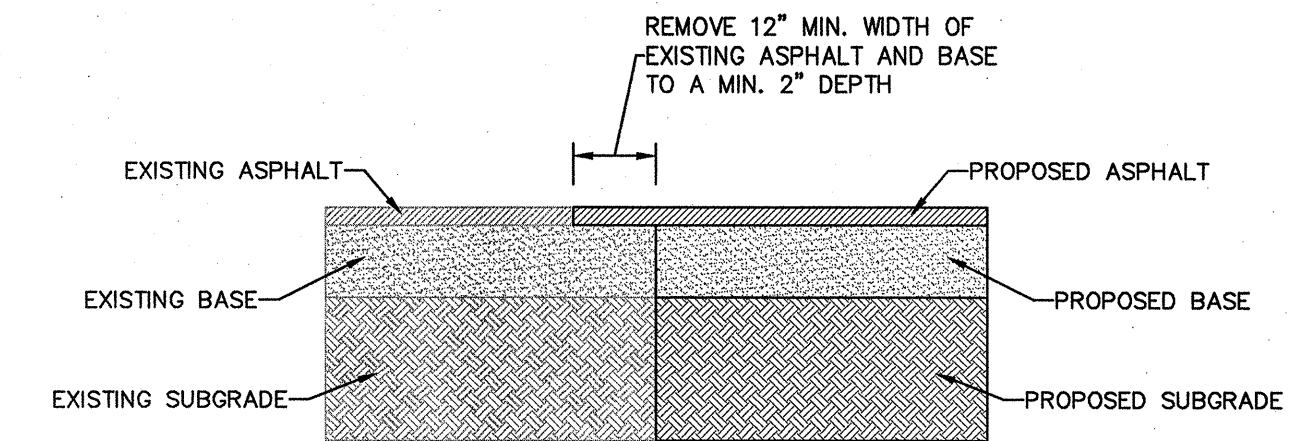
OPTION #3  
PAVEMENT REMOVAL AND OVERLAY WITH ADDITIONAL BASE MATERIAL

**ASPHALT PAVEMENT RESTORATION**  
N.T.S.

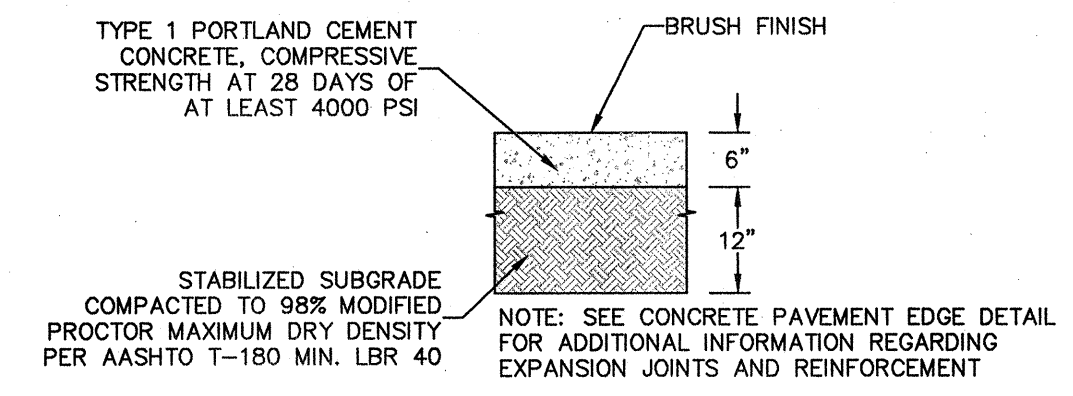


**ASPHALT PAVEMENT**  
N.T.S.

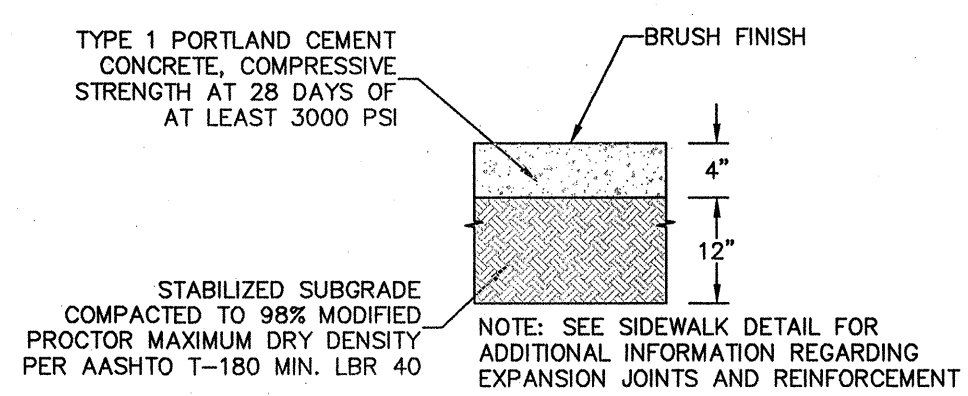
NOTE:  
CONTRACTOR TO REFER TO THE GEOTECHNICAL REPORT FOR SITE WORK SPECIFICATIONS.



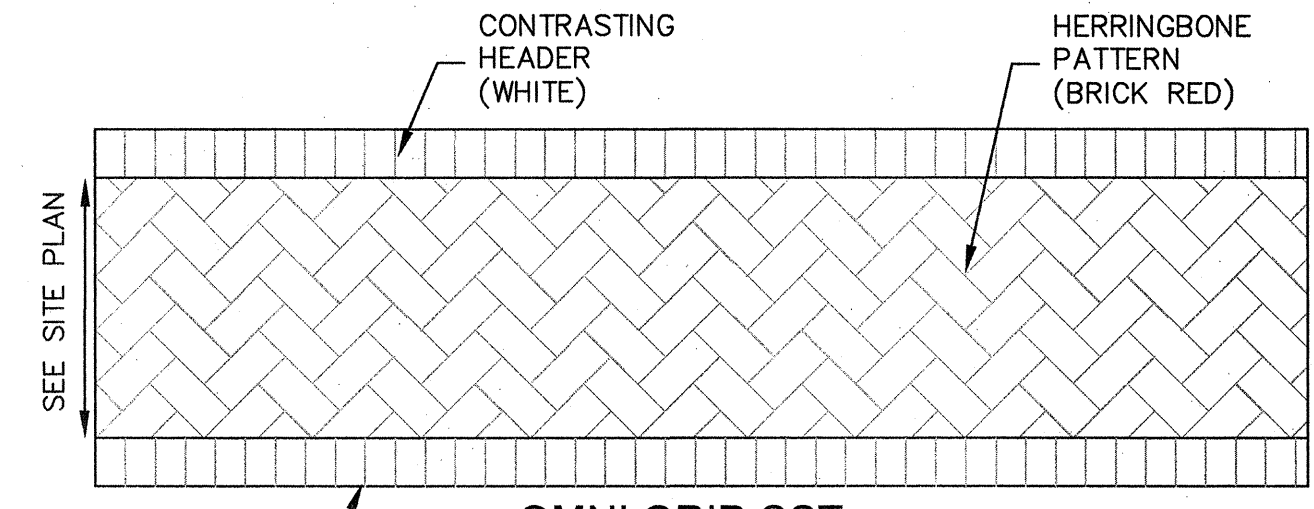
**SAW-CUT**  
N.T.S.



**HEAVY DUTY CONCRETE**  
N.T.S.

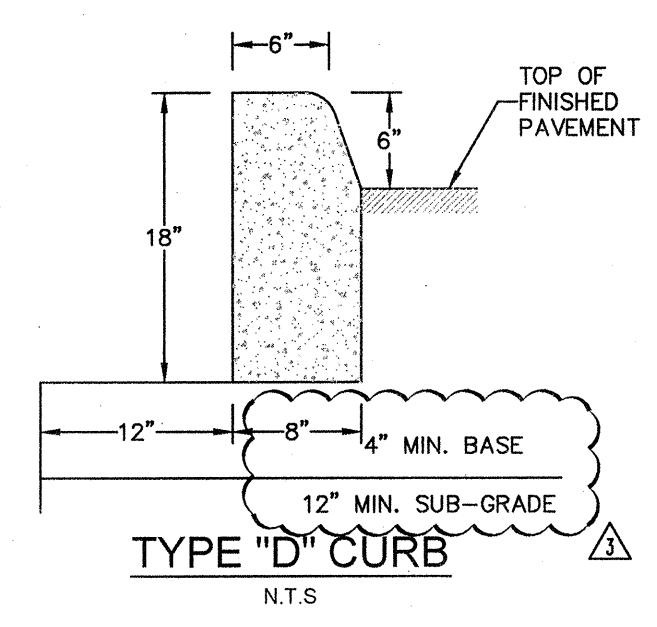


**CONCRETE PAVEMENT**  
N.T.S.

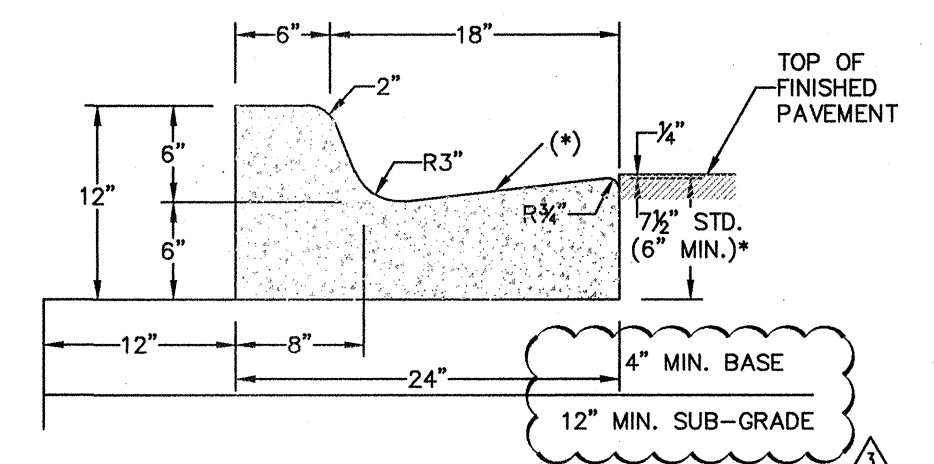


**OMNI GRIP CST STAMPED ASPHALT DETAIL**  
N.T.S.

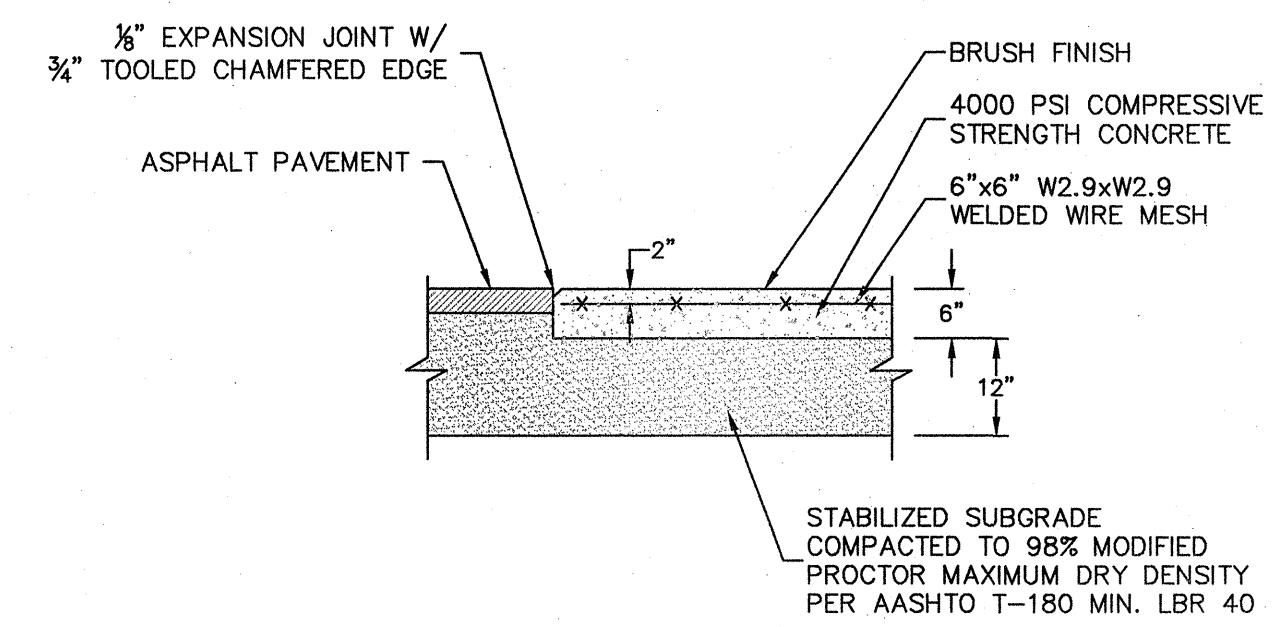
- MUST BE INSTALLED PER MANUFACTURER'S SPECIFICATIONS AND RECOMMENDATIONS.
- INSTALLATION MUST BE COMPLETED BY A CERTIFIED ATLANTIC PAVING CO. LICENSED INSTALLER. NO SUBSTITUTES WILL BE ACCEPTED.
- CONTRACTOR SHALL CONTACT ATLANTIC PAVING CO. INC. FOR PRICING AND INSTALLATION INFORMATION.
- ATLANTIC PAVING CO., INC. (305)513-8632 WWW.ATLANTICPAVING.COM



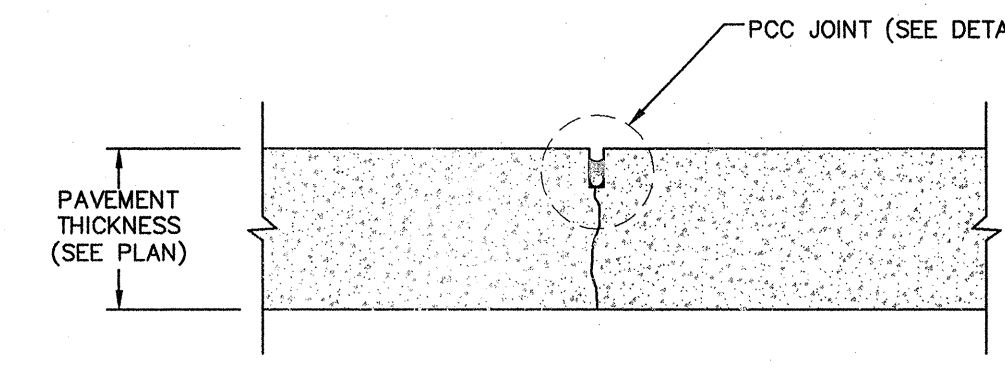
**TYPE "D" CURB**  
N.T.S.



**TYPE "F" CURB AND GUTTER**  
N.T.S.

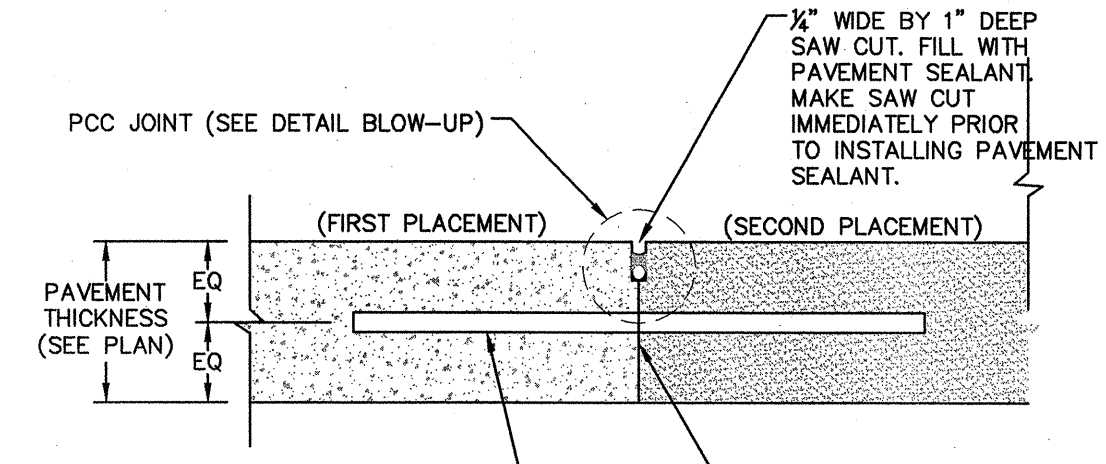


**HEAVY DUTY CONCRETE EDGE DETAIL**  
N.T.S.



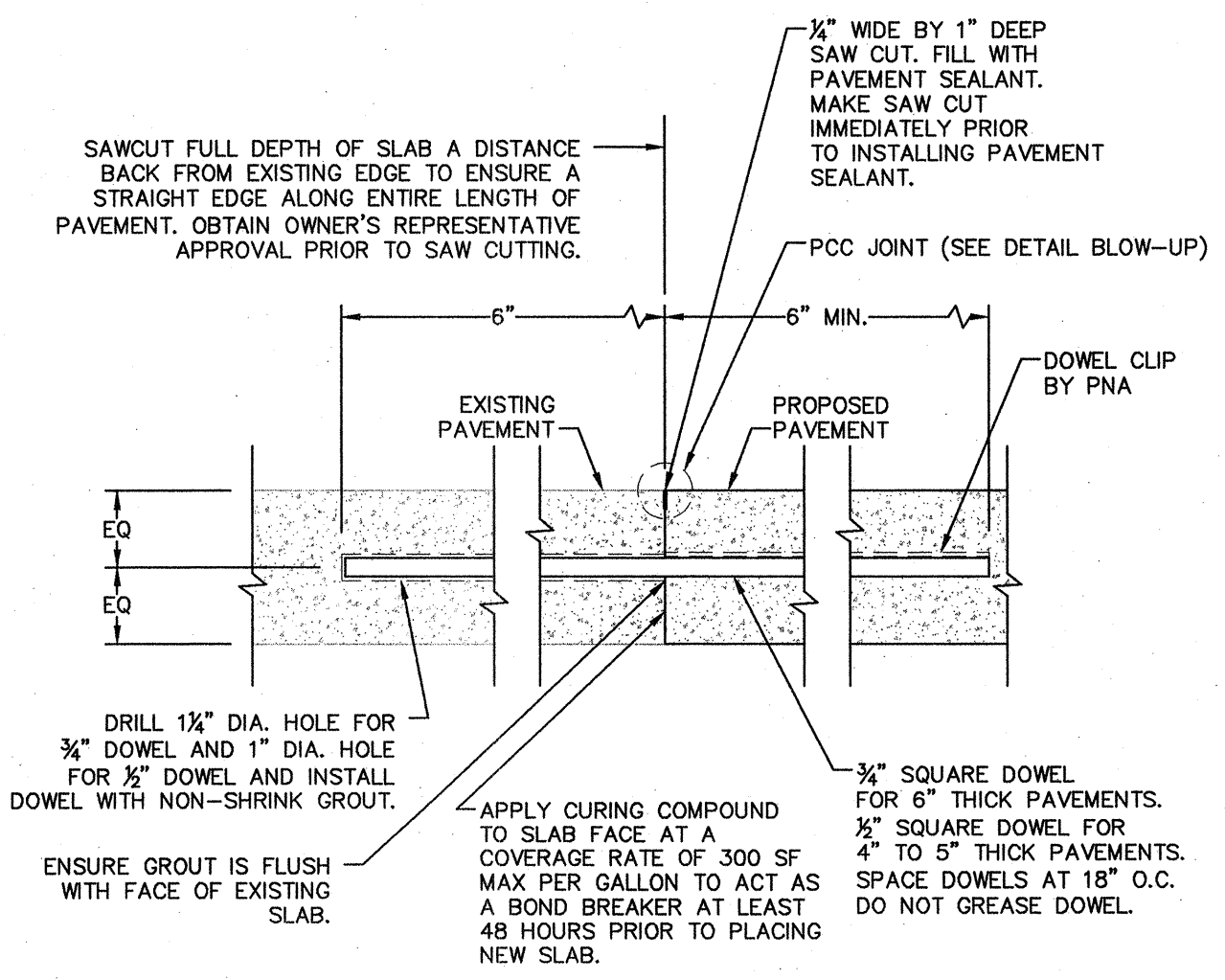
NOTE: SEE PLAN FOR JOINT SPACING.

**CONTRACTION JOINT**

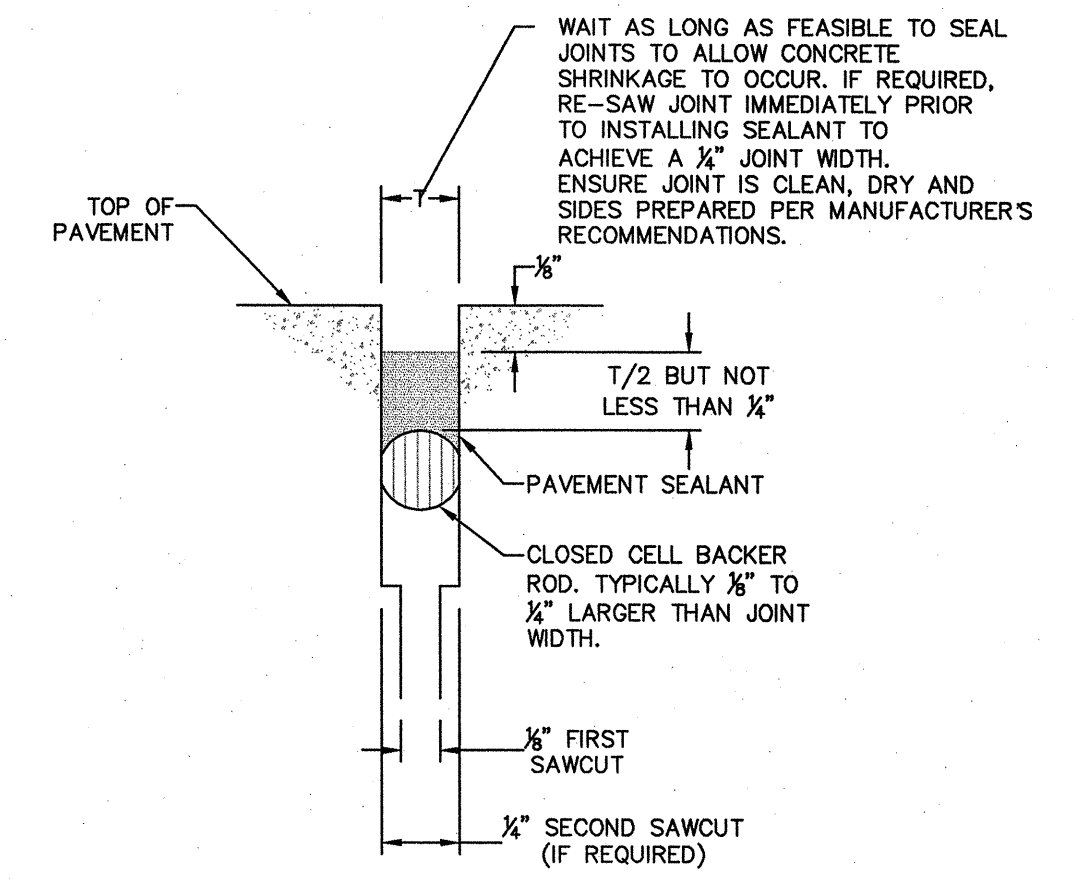


- 3/4" DIAMETER DOWEL FOR 6" THICK PAVEMENTS AND 1/2" DIAMETER DOWEL FOR 4" OR 5" THICK PAVEMENTS. DOWELS TO BE 10" LONG CENTERED WITH JOINT SPACED AT 18" ON CENTER. DOWEL TO BE INSTALLED IN FORM WITH AN APPROVED ALIGNMENT DEVICE. LIGHTLY OIL FULL LENGTH OF DOWEL.
- APPLY CURING COMPOUND TO SLAB FACE AT A COVERAGE RATE OF 300 SF MAX PER GALLON TO ACT AS A BOND BREAKER AT LEAST 48 HOURS PRIOR TO PLACING NEW SLAB.

**CONSTRUCTION JOINT**



**CONSTRUCTION JOINT TO EXISTING PAVEMENT**



- NOTES:
- ENSURE JOINTS ARE CLEAN AND DRY PRIOR TO THE APPLICATION OF THE JOINT SEALANT.
  - INSTALL CLOSED CELL BACKER ROD AFTER JOINTS HAVE BEEN CLEANED AND DRIED IN ACCORDANCE WITH SEALANT MANUFACTURER'S REQUIREMENTS.
  - INSTALL BACKER ROD AT CONSISTENT AND UNIFORM DEPTH.
  - JOINT SEALANT APPLICATION SHALL BE IN STRICT COMPLIANCE WITH SEALANT MANUFACTURER'S REQUIREMENTS.

**PCC JOINT DETAIL BLOW-UP (TYP.)**

**CONCRETE JOINT DETAILS**  
N.T.S.

NO.	REVISIONS	DATE	BY
1	PER CITY COMMENTS	04-18-13	KAM
2	PER CITY COMMENTS	04-03-13	KAM
3	PER CITY COMMENTS	03-08-13	DSC

**Kimley-Horn and Associates, Inc.**  
 445 S. RIVER STREET, SUITE 200, GAITHERSBURG, MD 20878  
 PHONE: 772-794-4100 FAX: 772-794-4130  
 WWW.KIMLEY-HORN.COM CA 0000696

FLORIDA PROFESSIONAL ENGINEER  
 LICENSE NO. 147208XXX  
 DATE 01-21-2013  
 SCALE AS SHOWN  
 DESIGNED BY  
 DRAWN BY  
 CHECKED BY PVR

**SITE DETAILS**

**REGENCY 009-1502**  
 PREPARED FOR  
**MC DONALD'S USA, LLC**  
 COCONUT CREEK FLORIDA