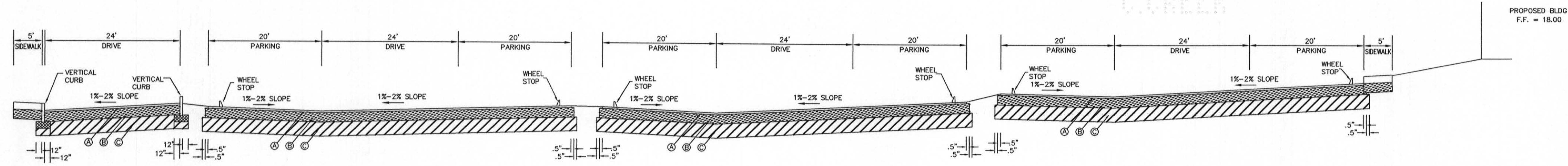
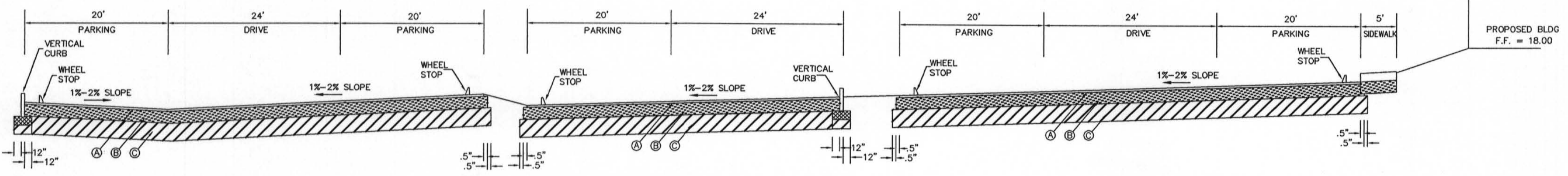


REVISED
5-7-04
CREEK



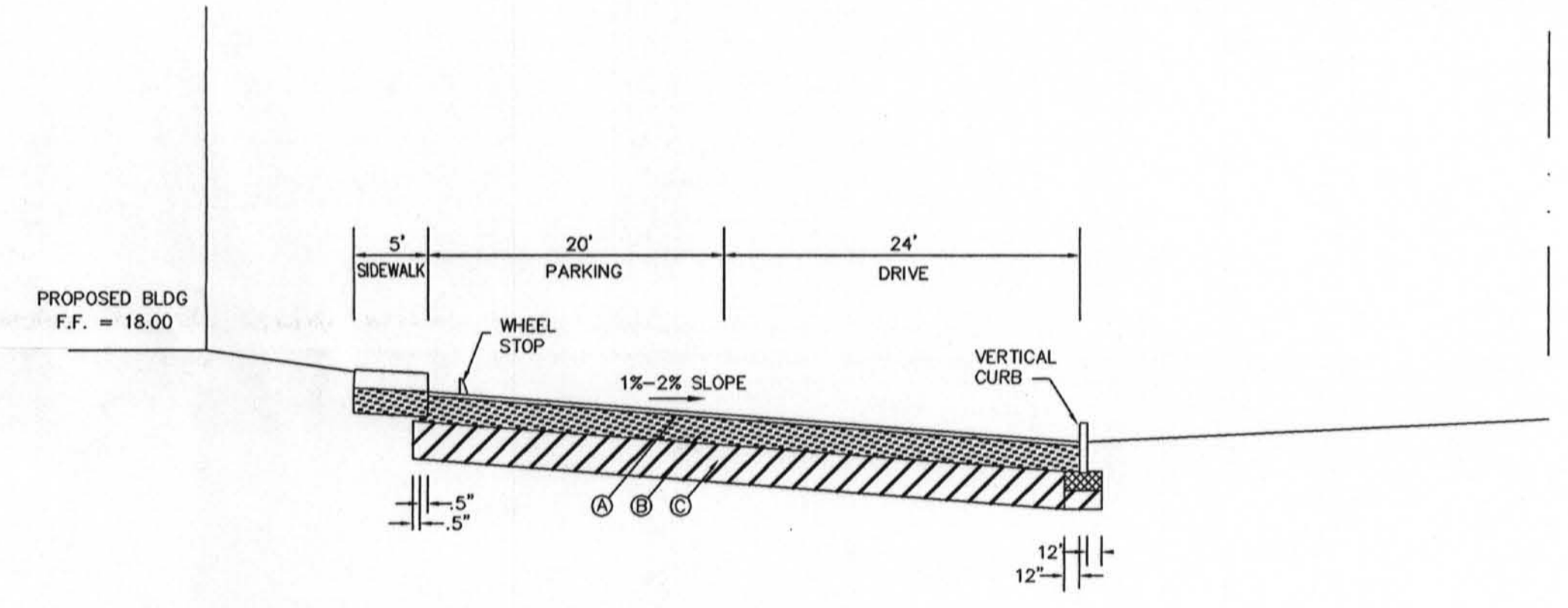
TYPICAL PAVEMENT SECTION
SECTION "A-A" N.T.S.

A. 1-1/2" TYPE S-3 ASPHALTIC CONCRETE SURFACE COURSE.
B. 8" COMPACTED LIMEROCK BASE, MIN. L.B.R. = 100, MIN. % CARBONATE = 60%
C. 12" COMPACTED SUBGRADE TO 98% MAX. DENSITY PER A.A.S.H.T.O. T-180.



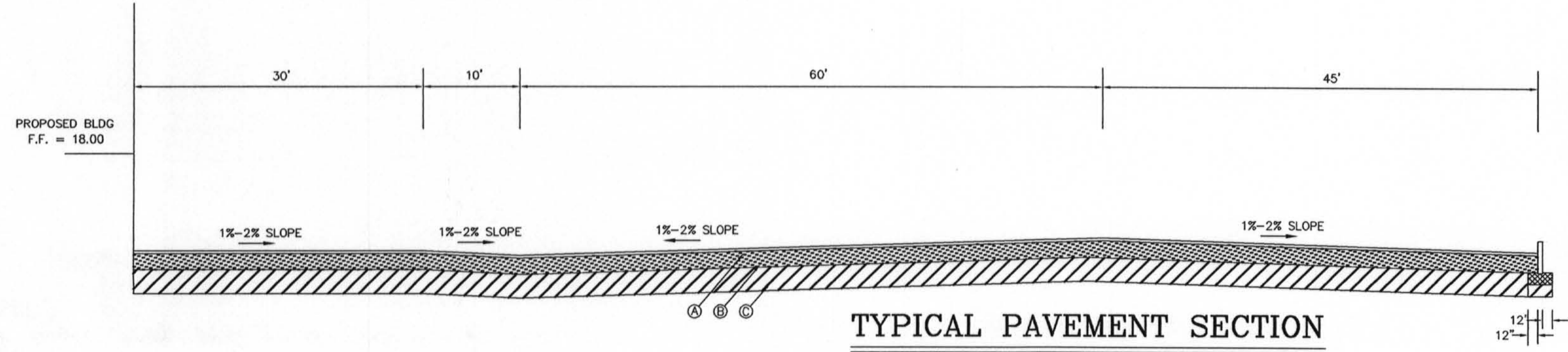
TYPICAL PAVEMENT SECTION
SECTION "B-B" N.T.S.

A. 1-1/2" TYPE S-3 ASPHALTIC CONCRETE SURFACE COURSE.
B. 8" COMPACTED LIMEROCK BASE, MIN. L.B.R. = 100, MIN. % CARBONATE = 60%
C. 12" COMPACTED SUBGRADE TO 98% MAX. DENSITY PER A.A.S.H.T.O. T-180.



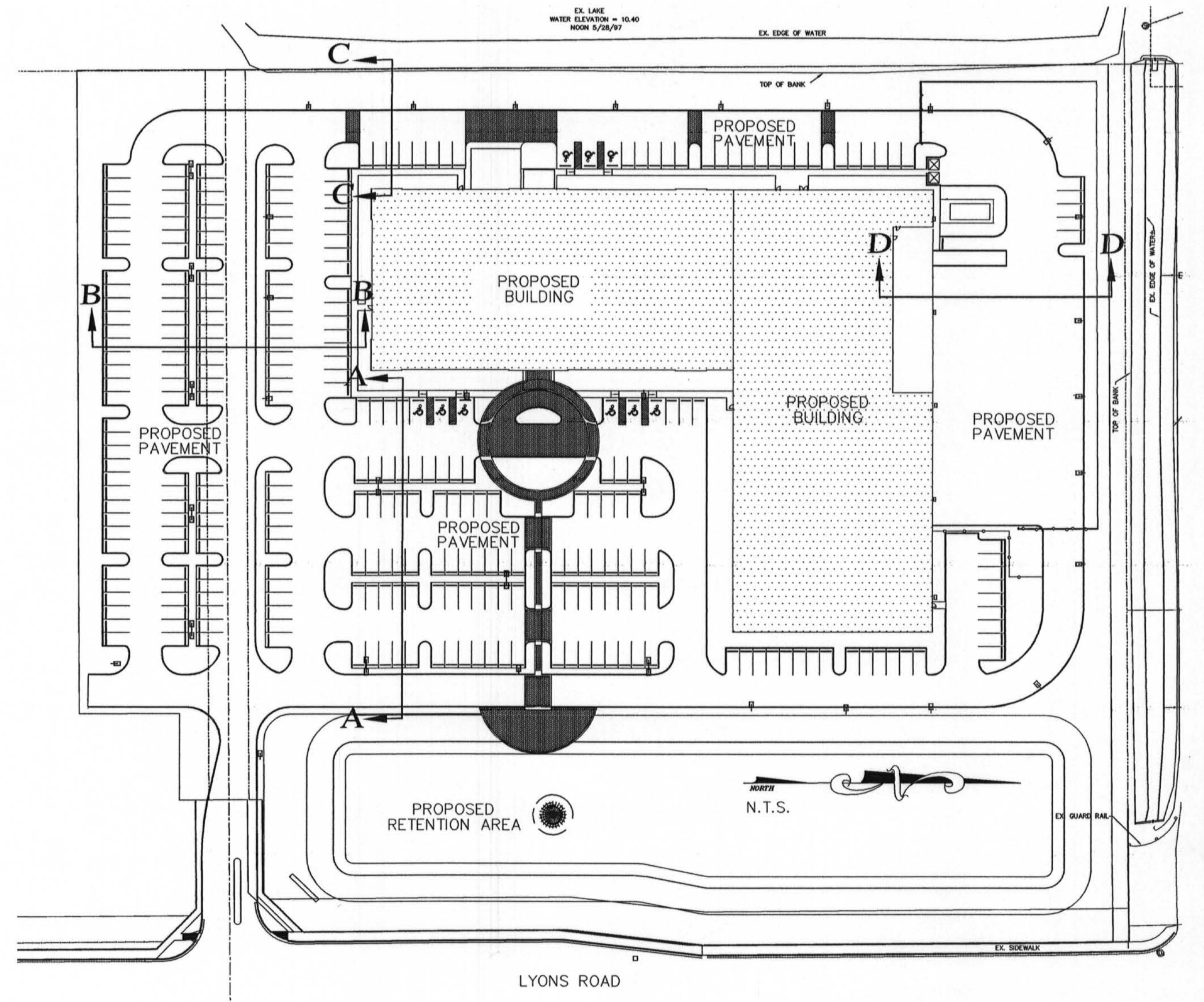
TYPICAL PAVEMENT SECTION
SECTION "C-C" N.T.S.

A. 1-1/2" TYPE S-3 ASPHALTIC CONCRETE SURFACE COURSE.
B. 8" COMPACTED LIMEROCK BASE, MIN. L.B.R. = 100, MIN. % CARBONATE = 60%
C. 12" COMPACTED SUBGRADE TO 98% MAX. DENSITY PER A.A.S.H.T.O. T-180.



TYPICAL PAVEMENT SECTION
SECTION "D-D" N.T.S.

A. 1-1/2" TYPE S-3 ASPHALTIC CONCRETE SURFACE COURSE.
B. 8" COMPACTED LIMEROCK BASE, MIN. L.B.R. = 100, MIN. % CARBONATE = 60%
C. 12" COMPACTED SUBGRADE TO 98% MAX. DENSITY PER A.A.S.H.T.O. T-180.



REVISIONS	DATE	BY

CAULFIELD & WHEELER, INC.
CIVIL ENGINEERING - LAND PLANNING
LANDSCAPE ARCHITECTURE - SURVEYING
7300A W. PALMETTO PARK ROAD - SUITE 100A
BOCA RATON, FLORIDA 33433
PHONE (561)-392-1991 / FAX (561)-750-1452

FOOD FOR THE POOR
OFFICE / WAREHOUSE
PAVING, GRADING &
DRAINAGE DETAILS
COCONUT CREEK, FLORIDA

DATE	4/18/04
DRAWN BY	BAH
F.B./ PG.	N/A
SCALE	N.T.S.

JOHN F. WHEELER
PROFESSIONAL ENGINEER
CERT. NO. 25478
STATE OF FLORIDA
ENG. NO. ED-0003591
DATEWAY 0.5 2004

JOB #	3212
SHT. NO.	C-6
OF 14 SHEETS	