FIXTURE TYPE "SF"

Shaper
shapelighting.com

DESCRIPTION

The 902 Post Top luminaire features a frosted glass diffuser, a soft "glowing" direct component and four distinct upper shade options.

Catalog #	Type
Project	
Comments	Date
Prepared by	

SPECIFICATION FEATURES

Material
Cast Aluminum Collar: 3 5/8" Diameter seamless pure copper tube attached to a sand cast bronze base covered by a spun copper alloy cover. Sand cast collar with an acrylic (CFL) or frosted glass diffuser (MH & INC).
Shade Options, available in four shade options: Spun aluminum Curved Shade (CS) Standard (LES)Dark Sky Compliant(5 9/ x 24 1/8" dia. Spun natural copper alloy curved shade (CS) 5' 9/ x 20 1/8" dia. Spun natural copper alloy truncated shade with etched glass (EG) glow top element (SSG) with spun copper cap(on some others (CL) 5' 9/ x 20 1/8" dia. Spun natural copper alloy stepped shade (TS) 5' 9/ x 24" dia. Aluminum components are used with a painted finish.

Finish
Copper alloy or premium TGIC polyester powder coat paint, 2.5 mils minimum, offers superior protection against fade and wear. Post & Collar Standard: Natural Copper Alloy (CA) (Sustainable Design). Post & Collar Premium: Black (BK), Grey (GY), White (WH), Dark Platinum (DP), Graphite Metallic (GRM), Silver Metallic (SM), Gold Metallic (GM), Bronze Metallic (BM), Custom Color (CC), Top Shade Standard: Natural Copper Alloy (CA) (Sustainable Design). Top Shade Premium: Verdigris (VG), Black (BK), Grey (GY), White (WH), Dark Platinum (DP), Graphite Metallic (GRM), Silver Metallic (SM), Gold Metallic (GM), Bronze Metallic (BM) or Custom Color (CC).
Note: CA will weather to a dark bronze patina.

Reflector/Optics
Full cut-off with LCS only, spun pre-painted white aluminum.

Ballast
One (1) low temperature (0°F/18°C) AC electronic CFL multi-watt, multi-volt 120/277V (347V Canada) ballast. One (1) 70W electronic metal halide ballast. CFL and MH electronic ballast mounted in post.

Lamp/Socket
One (1) 26W (GX24q-3 base); 32W (GX24q-3 base) or 42W (GX24q-4 base) 4-pin triple tube CFL lamp or one (1) 70W ED 17 metal halide lamp or one (1) 150W A-21 incandescent lamp. CFL socket injection molded plastic; MH and INC socket fixed ceramic rated for 4KV. Lamps furnished by others.

Installation
Pole mounted on an EPDM pad with three 3/4"-10 UNC-2A X 18" J-bolts on a 6 1/2" dia. bolt circle. Three conduit feeds in base (by others). Wiring connection via hand hole in post (ground lug at hand hole). Supplied with mounting pad, base, mounting hardware and template.

Options
Brightness Shield (BS). Consult factory. Energy Star Rating. Contact factory.

Labels
U.L. and C.U.L. listed for wet location. Tamper resistant.

Modifications
Shaper's skilled craftspeople with their depth of experience offer the design and fabrication flexibility to modify standard products to meet specific project specific requirements. Contact the factory regarding scale options, unique finishes, mounting, additional materials/colors, or decorative detailing.



902-PT SERIES
Exterior Post-Top
Multiple Shade Luminaire

ORDERING INFORMATION

Sample Number: 902-PT-SSG-MH/70-277V-GM-BK-EG-9

Series	Lamp	Post & Collar Finish *	Shade Finish *	Glow Top * Element	Overall Height
902-PT = Multi-Port Post Top Luminaire	CFL/ 26/32/42W Triple)	Standard: CA = Natural Copper Alloy	Standard: CA = Natural Copper Alloy	SSG = Etched Glass	8'
	MH/70/100	Premium: BK = Black	Premium: BK = Black	EG = Etched Glass	9
	MH/150	BM = Bronze Metallic	BM = Bronze Metallic		10
Shade	Voltage	CC = Custom Color	CC = Custom Color		12
CS = Curved Shade	120V	GM = Gold Metallic	GM = Gold Metallic		13
LCS = Large Curved Shade	277V	GRM = Graphite Metallic	GRM = Graphite Metallic		14
SSG = Stepped Shade - Glow Top	347V *	GY = Grey	GY = Grey		
TS = Truncated Shade		SM = Silver Metallic	SM = Silver Metallic		
		WH = White	WH = White		
		VG = Verdigris	VG = Verdigris		
		WH = White	WH = White		

Notes:
* Available with CFL only.
* Custom finish of standard RTGC polyester powder coat finish. Consult factory for custom finishes. Not available on premium finish and lower.
* Available with Stepped Shade Glow Top (SSG) only.
* Consult the factory for available options.

Options
BS = Brightness Shield *

COOPER Lighting
www.cooperlighting.com

Specifications and dimensions subject to change without notice.
Consult your representative for additional options and finishes.

A2004/8/20
2010-02-17 08:33:00

FIXTURE TYPE "SC"

FIRSTLIGHT TECHNOLOGIES
Making Solar Lighting Simple™

PLB Series
Solar Powered LED Bollard

Project:

Type: Quantity:

Please visit us at www.solarbollards.com!

The PLB series solar powered LED bollard is an ideal choice for low level architectural and commercial pathway and landscape lighting applications. Visual appeal combined with high quality construction and unequalled solar power performance make the PLB series an excellent fit where quality low level lighting is required.

Utilizing solar power and LED lighting the PLB bollards are fully self contained and offer significant benefits over typical wired bollards:

- Low installed costs and minimal site impacts with no trenching, cabling or wiring
- Minimal ongoing costs with no electricity bills or bulbs to change
- Immune from power outages
- Provide a visibly green statement with no ongoing carbon emissions

The performance of the PLB Series Solar LED Bollard is maximized through the use of proprietary Energy Management Systems (EMS) technology that allows the luminaire to function in harmony with its environment.

The EMS ensures that regardless of low, solar weather patterns or unusual charging conditions such as shading, the bollard continues to provide useable light that enhances the appeal and safety of the night time environment.

TECHNICAL SPECIFICATIONS

Solar Module:	• High impact, UV resistant, polycarbonate encapsulation • High efficiency mono-crystalline cells • Integrated into bollard housing • Used for day/night detection (no photocell required)
Energy Management System (EMS):	• High efficiency Maximum Power Point Tracking (MPPT) charge controller • Micro-controller based technology • Includes high-efficiency LED driver • Integrated into bollard housing • Designed to automatically manage lighting performance based on environmental conditions and lighting requirements • Patent pending
Battery:	• Pure lead, spiral wound, absorbed glass mat (AGM) • Superior cyclic performance • High temperature tolerance • 10 year design life • Contained within bollard post • Simple (battery changes when required)
LEDs and Optics:	• Three high-output Cree LEDs • 50,000 hour L70 lifetime • Warm (3000K), neutral (4300K) cool (5500K) color temperatures available • Type III and Type V high efficiency, cut-off optics • Typical lumen output of 130 lumens
Mechanical Construction:	• Cast, low copper aluminum housing • Extruded, low copper aluminum post • Stainless fasteners with security fastener option • High strength mounting plate • Architectural grade, super durable, TGIC powder coat with Alodine undercoat • Four standard colors with custom colors available
Factory Set Lighting Profiles:	• On at dusk off at dawn • On at dusk, turn off after 6 hours • On at dusk, dim to 30% after 6 hours till dawn • On at dusk, off after 5 hours, on 1 hour before dawn • On at dusk, dim to 30% after 5 hours, on 1 hour before dawn

FirstLight Technologies Ltd. | www.firstlightmechnologies.com | info@firstlightmechnologies.com | 250.580.5774

FIXTURE TYPE "SB"

LumiLock LED - GX2 (RL52) Specification Sheet

Project Name: Location: MFG: Philips Hadco
Fixture Type: Catalog No.: Qty:



Ordering Guide

Example: RL52– T. B. P. — 80 A

Product Code	RL52	Lumiock LED - GX2
Filter/Post	A	Octagonal Style
	C	Round filter w/ scallaped petals
	D	Round filter/post tapered
	G	Smooth tapered hourglass
	H	Tall round fluted
	S	Round filter/post/tapery
	T	Round fluted/tapery
	Z	Decorative Leaf w/ scallaped petals
Roof	A	Victorian
	B	Acorn
	C	Tall
	D	Short
Cage - Band	A	Cage for Narrow Body Globe
	B	Cage for Narrow Body Globe
	E	Cage for Narrow Body Globe
	F	Band for Narrow Body Globe
	K	Band for Narrow Body Globe
	N	None
Finial	A	A Finial
	B	B Finial
	C	C Finial
	D	D Finial
	E	E Finial
	F	F Finial
	G	G Finial
	H	H Finial
	N	None
Fasteners	1	Hex Head
	2	Allen Head
Finish	B	Black
	A	White
	S	Verde
	R	Bronze
	J	Green
Photo Control	1	120 VAC Button Eye
	K	208/240/277 VAC Button Eye
	3	347 VAC Button Eye
	R	Twist-lock Receptacle *3
	N	None
Color Temperature	W	3000K
	N	4000K
	C	5700K
LED	80	80 LEDs
	40	40 LEDs
Voltage	1	120-277 VAC
	3	Dimming 0-10V
Dimming Control	D8	4 Hrs 20% Reduction
	D6	4 Hrs 50% Reduction
	DC	4 Hrs 75% Reduction
	D0	6 Hrs 25% Reduction
	D1	6 Hrs 50% Reduction
	D7	6 Hrs 75% Reduction
	DG	8 Hrs 25% Reduction
	DH	8 Hrs 50% Reduction
	DJ	8 Hrs 75% Reduction
	D2	10 Hrs Dimming Schedule
	N	None

*2 Cannot be used with (R) cpt.
*3 Twistlock protocol receptacle (R) in (A), (B), (G), (H),and (T) posts.

ISO 9001:2008 Registered

Page 1 of 3

PHILIPS
HADCO

Note: Philips reserves the right to modify the above details to reflect changes in the cost of materials and/or production and/or design without prior notice.
100 Craftway Drive, Littlestown, PA 17340 | P: +1 717 359-7131 F: +1 717 359-7142 | +1 717 359-9359 | http://www.hadco.com | Copyright 2011 Philips
1002

FIXTURE TYPE "SD"

Composite Bullyte (BUL16) Specification Sheet

Project Name: Location: MFG: Philips Hadco
Fixture Type: Catalog No.: Qty:

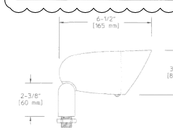

Ordering Guide

Example: BUL16 A S7 BAB

Product Code	BUL16	Composite Bullyte
Finish	A	Black
	H	Bronze
	G	Verde
Mounting	S7	Mounting Stake *1
Lamp	BAB	20W MR16

*1 Optional
*2 LB: 35 Watt / CAN: 20 Watt

Specifications

HOUSING:
One-piece injection molded ULTEM® High Performance Polymer composite. Fully rotatable shroud, gasketed; ULTEM® High Performance Polymer composite. Fully-adjustable center arm with vibration-proof locking teeth. 1/2" NPS male threads to screw onto accessory mounting stake or junction box, sold separately. Fasteners are 300 series stainless steel. Gasketing is silicone.

FINISH:
Composite is textured, pressure formed, molded-in-color.

OPTICAL ASSEMBLY:
Clear tempered glass affixed at 10° angle for natural cleaning.

LAMPING:
20W maximum MR16 bi-pin lamp. Lower wattage lamps are acceptable. Covered MR16 are recommended to protect lamps inner capsule.

ELECTRICAL ASSEMBLY:
Brass spring type (G-9) socket, rated 250° C high temperature teflon coated wire leads. Stainless steel retention clip affixed to socket to securely hold lamp in place. The wires are attached to the socket with stainless steel screws. Stainless steel lamp clip is designed to prevent pitting of brass and also acts as a heat sink to keep heat away from the socket. Electrical internal connectors are stainless steel. 12 Volt fixture is pre-wired with 2-1 pigtail of 18 AWG, 150° C, 300 V wire. Low voltage quick connector, catalog # JC2 included for easy hook-up to the low voltage supply cable, not included. 12 Volt system requires remote transformer, not included.

WARRANTY:
Two year limited warranty.

CERTIFICATIONS:
ETL listed to U.S. safety standards for wet locations. cETL listed to Canadian safety standards for wet locations. Manufactured to ISO 9001:2008 Standards.

Width:
2 1/8" (55mm)

Length:
6 1/2" (165mm)

Max. Weight:
1.16 lb

ISO 9001:2008 Registered

Page 1 of 1

PHILIPS
HADCO

Note: Philips reserves the right to modify the above details to reflect changes in the cost of materials and/or production and/or design without prior notice.
100 Craftway Drive, Littlestown, PA 17340 | P: +1 717 359-7131 F: +1 717 359-9359 | http://www.hadco.com | Copyright 2011 Philips
1001

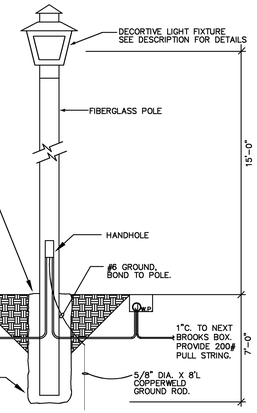

NOTE:
POLE SUPPLIER SHALL CERTIFY THAT POLE AND FIXTURE MEETS WIND LOAD CRITERIA PER LOCAL CODES. SHALL PROVIDE SIGNED & SEALED CALCUATIONS BY A STATE REGISTERED ENGINEER

FIXTURE TYPE "SA"
DIRECT BURIAL POLE DETAIL

N.T.S.

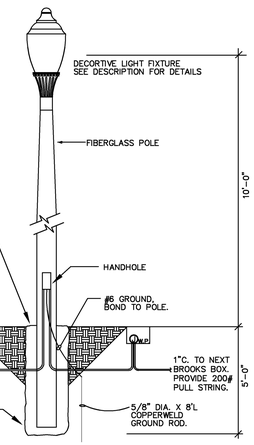

NOTE:
POLE SUPPLIER SHALL CERTIFY THAT POLE AND FIXTURE MEETS WIND LOAD CRITERIA PER LOCAL CODES. SHALL PROVIDE SIGNED & SEALED CALCUATIONS BY A STATE REGISTERED ENGINEER

FIXTURE TYPE "SB"
DIRECT BURIAL POLE DETAIL

N.T.S.

FIXTURE TYPE "SA"

TOWN AND COUNTRY™ LUMINAIRE

APPLICATIONS
- Residential areas and walkways
- Shopping centers and malls

SPECIFICATION FEATURES
- ANSI C136.10 Listed
  Suitable For Wet Locations
- UL listed to Canadian National Standards and Codes when polycarbonate refractor is used and "U" option is chosen
- Die-cast aluminum housing
- Hinged canopy
- Stainless steel catch to avoid hinge breakage
- Powder coat paint finish
- Acrylic or polycarbonate refractors
- Integral ballast
- Mogul base socket - 839 standard, E18/E26 vertical, T18/R horizontal - 1.5"I
- Plug-in gator
- No-tool fill receptacle
- Optional pendant mount (Contact factory)

ORDERING NUMBER LOGIC

T18C	32	S	A	N		A	PS5	BL	T
PRODUCT NUMBER	WATTAGE	LAMP VARIANCE	PACKAGE	BALLAST TYPE		FR REFLECTOR	DIS DISTRIBUTION TYPE	COLOR	OPTIONS
T18A = 1-lamp mol-ded thermoset-ting acrylic-ceiling-mount-ing-lampholder T18B = 1-lamp mol-ded thermoset-ting lampholder (37" socket) NOTE:18 Watt and 26 Watt are not available in 120 volts. Refer to ordering information in mod. for "U" option.	13 = 13W 18 = 18W 26 = 26W 32 = 32W 42 = 42W (S14)	S = 3W/5 Bi-pin Compact Fluorescent Lamp not available	A = Aluminum C = Cast Aluminum E = Extruded Aluminum H = Hydroformed Aluminum S = 304 Stainless Steel T = 316 Stainless Steel Z = Zinc Z = 2 Pole Receptacle 3 = 3 Pole Receptacle 4 = 4 Pole Receptacle 5 = 5 Pole Receptacle 6 = 6 Pole Receptacle 7 = 7 Pole Receptacle C = 120 volts D = 277 E = 347 F = 120/347	N = Ballast and Photocell Not Included Photocell Only Included Ballast Shelf Only Ballast Shelf and Photocell Only M = Mag Reg H = HPF Ballast or Lamp	A = Acrylic C = Coloring Glass NOTE Receptacle-connected non-switched, switched, or overrid-ecnected. Under PE Control consult factory.	1 = Clear 2 = Clear Textured 3 = Clear Textured stiffened PS2 = Flutes Textured stiffened Type II PS3 = Flutes Textured Type III PS3 = Flutes Textured stiffened Type V	BL = Black BRZ = Bronze GRN = Green NOTE: Black and Bronze are available with polycarbonate refractor only	P = Fusing Slot with Hard Wire (without receptacle) 2 = Line Surge Protector, Expulsion Type (Not for use in Fire Zone 1 Lightning areas) 3 = Lamp Canopy 5 = Terminal Block U = CULus Listed and CSA Certified Luminaire. Available with polycarbonate refractor only NOTE: Terminal Block and U - optional Requires Fire UL Listing

A-6.12/2006

GE Lighting Systems, Inc.
www.gelightingsystems.com

TOWN AND COUNTRY™ LUMINAIRE

FIXTURE DIMENSIONS

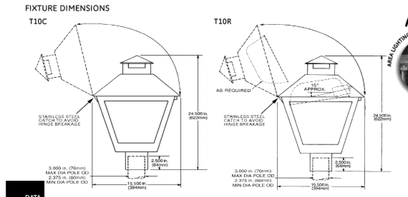

DATA

Approximate Net Weight	10-18 lbs	5-7 kgs
Suggested Mounting Height	10-18 ft	3-5 M
Effective Projected Area	1.4 sq ft max	0.13 sq M max

BALLAST AND PHOTOMETRIC SELECTION TABLE*

All light sources are clear unless otherwise indicated.

		Ballast Type/Voltage										Photometric Curve Number 35-17- - - -					
		60Hz										T10C			T10R		
												ES Distribution Type					
Wattage	Light Source	Multi-volt	L20	208	240	277	480	T4/7 120/240	120/347	240/347	PE 8 120	MS5	SS4	SS5	MS2	MS3	SS4
50	HPS	N/A	N, N	N/A	N/A	N/A	N/A	N/A	N	N/A	7505	N/A	N/A	7502	7503	N/A	
70 (JC-150W)	HPS	A,N	A,G/U,N	A,G/U,N	A,G/U,N	A,G/U,N	A,G,N	N/A	N	N/A	7505	N/A	N/A	7502	7503	N/A	
70**	PMH	N, N	N, N	N, N	N, N	N, N	N, N	N, N	N/A	N, N	N/A	N/A	N/A	415463	N/A	N/A	
100**	PMH	N, N	N, N	N, N	N, N	N, N	N, N	N, N	N/A	N, N	N/A	N/A	N/A	415462	N/A	N/A	
150**	PMH	N/A	N, A	N	N, A	N	N/A	H	N	H	454068	N/A	N/A	415462	N/A	N/A	

NOTE: N/A = not available.
*Also see Photometric Table on Page A-65.
**Medium Base Socket

REFERENCES
See Page A-66 for start of Accessories.
See Page A-68 for Explanation of Options and Other Terms Used.
See Pole and Bracket Section Page P-2 for pole selection.

GE Lighting Systems, Inc.
www.gelightingsystems.com

2003/A-63

FIXTURE TYPE "PS"

FIRSTLIGHT TECHNOLOGIES
Making Solar Lighting Simple™

PLB Series
Solar Powered LED Bollard



PHOTOMETRICS

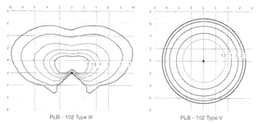

ORDER MATRIX Distributor Info: Goldwings Supply Service, Inc. info@solarbollards.com 808.833.6020

Series	Height	Finish	Distribution	LED Color	Lighting Profile	Options
PLB	101 - 14"	BK - Black	ASM - Type III	30K - 3000K	00 - Dusk till dawn	WOB - Ship Without Battery
	102 - 36"	BZ - Bronze	SYM - Type V	43K - 4300K	01 - Dark +4 hours then off	SEC - Security Fasteners
		SV - Silver		55K - 5500K	02 - Dark +4 hours then 30%	
		WH - White		AMB - Amber	03 - Dark +5 hours, off, Dawn -1 hour	
		CC - Custom			04 - Dark +5 hours, 30%, Dawn -1 hour (DEFAULT)	

Notes:
* Specifications subject to change without notice
* All light ratings in Kelvin candles (fc) with 4300K color temperature and 100 lumen output
* To convert to lux multiply light level by 10.7

FirstLight Technologies Ltd. | www.firstlightmechnologies.com | info@firstlightmechnologies.com | 250.580.5774

Revision	Date	Description
△	-	-
△	2-28-2013	OVERALL SITE PLAN ADJUSTMENT & ADDED LIGHTING FIXTURE
△	-	-
△	-	-
△	-	-
△	-	-

HVAC
PLUMBING
ELECTRICAL

THOMPSON & YOUNGROSS ENGINEERING CONSULTANTS, LLC

CERTIFICATE of AUTHORIZATION NO. 25996

112 Southeast 10th Street, Delray Beach, Florida 33483
V: 561.274.0200 F: 561.274.0222 E: tec@tecfla.com www.tecfla.com

LONG PINES
RESIDENTIAL DEVELOPMENT

COCONUT CREEK FLORIDA

Plot Date: 8-3-2012
Xref(s): 12087_BS

Cadd File: 12087_PHOTO#2

Design By: MDT
Drawn By: MDT
Checked By: MDT/AJY

Date Issued: 8-3-2012
Scale : N.T.S.
Sheet : 2
Of : 2

FIXTURE MOUNTING DETAIL
& PRODUCT CUT-SHEETS

PS-2

ANDREW J. YOUNGROSS
LICENCE
NO. 51758
STATE OF
FLORIDA
PROFESSIONAL ENGINEER

NOTE

THESE DRAWINGS ARE PREPARED PER ESTABLISHED INDUSTRY STANDARDS AND REPRESENT THE ENGINEERS DESIGN CONCEPT. THEY ARE NOT INTENDED TO PROVIDE EVERY DETAIL OR CONDITION REQUIRED TO CONSTRUCT THE BUILDING. THE CONTRACTOR THROUGH SUBMITTALS AND OTHER COORDINATION EFFORTS IS FULLY RESPONSIBLE FOR PROVIDING A COMPLETE AND OPERATIONAL BUILDING WHETHER INDICATED ON THE PLANS OR NOT.

Z:\TYEC Projects 2012\12087\12087_PS_(rev#3).dwg, 4/24/2013 11:44:43 AM, MATT