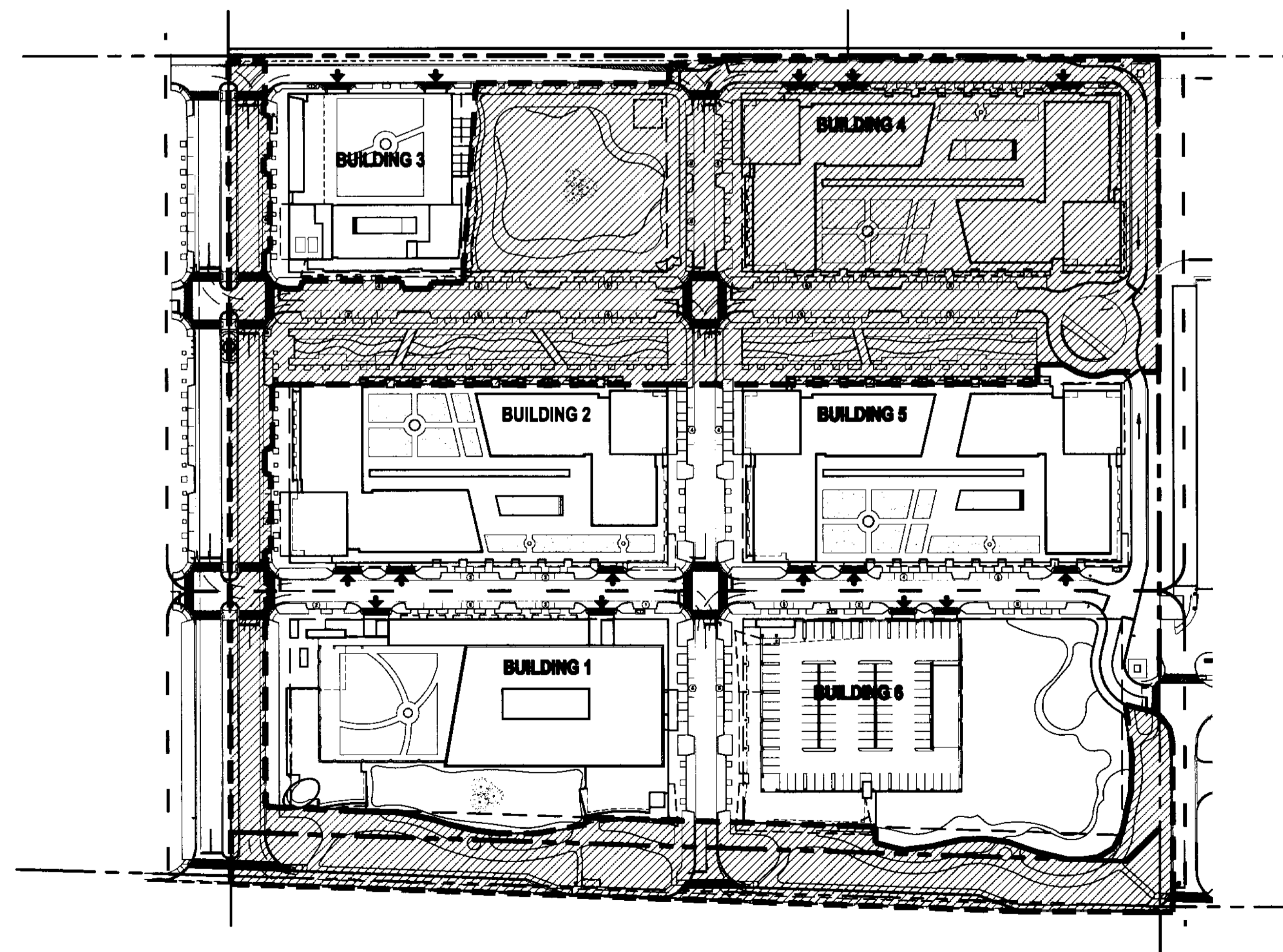


SCALE: 1"=100'-0"



SCALE: 1"=100'-0"

GENERAL NOTES

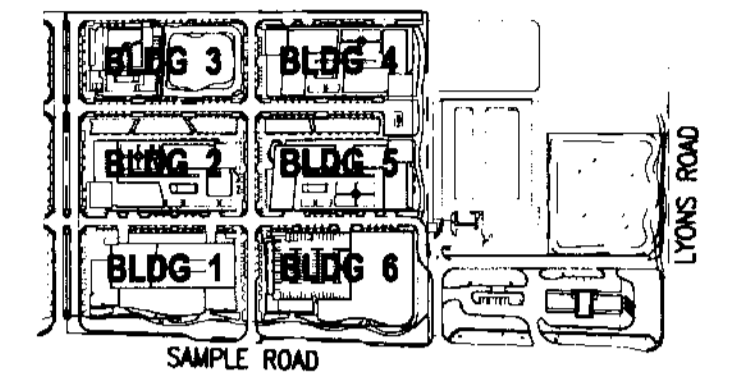
1. DEVELOPMENT PARCELS TO BE CONSTRUCTED ACCORDING TO MARKET CONDITIONS. SHOWN ARE SITE IMPROVEMENTS REQUIRED FOR C OF D FOR EACH BUILDING.
2. PARCEL F LAKE AREA SHALL BE CONSTRUCTED AT THE TIME AND DURING THE PHASE WHEN THIS DRAINAGE FACILITY WILL BE NECESSARY TO FACILITATE THE APPLICABLE STORM WATER STORAGE REQUIREMENTS.
3. ALL PHASING HAS BEEN DESIGNED ASSUMING THE REALIGNMENT OF THE FISHERMAN'S LANDING ENTRANCE DURING THE RE-PLATING PROCESS. IF IT IS NOT RESOLVED, THE SITE PLAN APPLICATION WILL BE REVISED.

PARKING BY PHASE	239 SPACES REQUIRED
STRUCTURED	203 SPACES PROVIDED
CURBSIDE	44 SPACES PROVIDED
TOTAL:	247 SPACES PROVIDED

PARKING BY PHASE	405 SPACES REQUIRED
STRUCTURED	384 SPACES PROVIDED
CURBSIDE	68 SPACES PROVIDED
TOTAL:	452 SPACES PROVIDED

THE VILLAGE OF MARBELLA

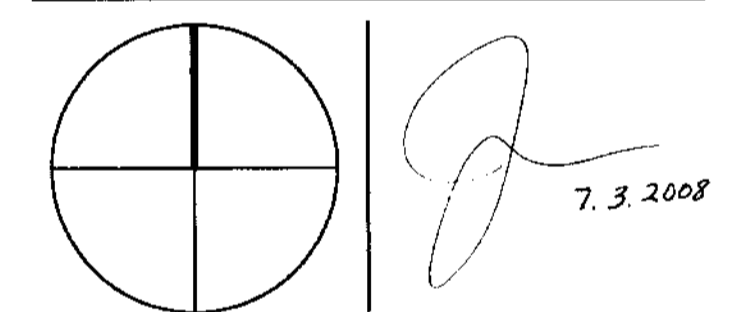
KEYPLAN N.T.S.



REVISIONS		
NO.	DESCRIPTION	ISSUE DATE

ISSUED FOR SITE SUBMISSION

NORTH SEAL



ADD Inc Architecture Interior Planning

One Beacon Tower
Suite 1670
Two South
Beacon Boulevard
Boston, MA 02101
T. 305.482.8700
F. 305.482.8770
www.addinc.com

Cambridge, MA

JOB NUMBER: 06127.03
CHECKED BY: TJB
ISSUE DATE: 07/03/08
SCALE: 1"=100'-0"

SHEET TITLE

Geographic Phasing Plan

SHEET NUMBER

MP.202

COPYRIGHT ADD INC 2008