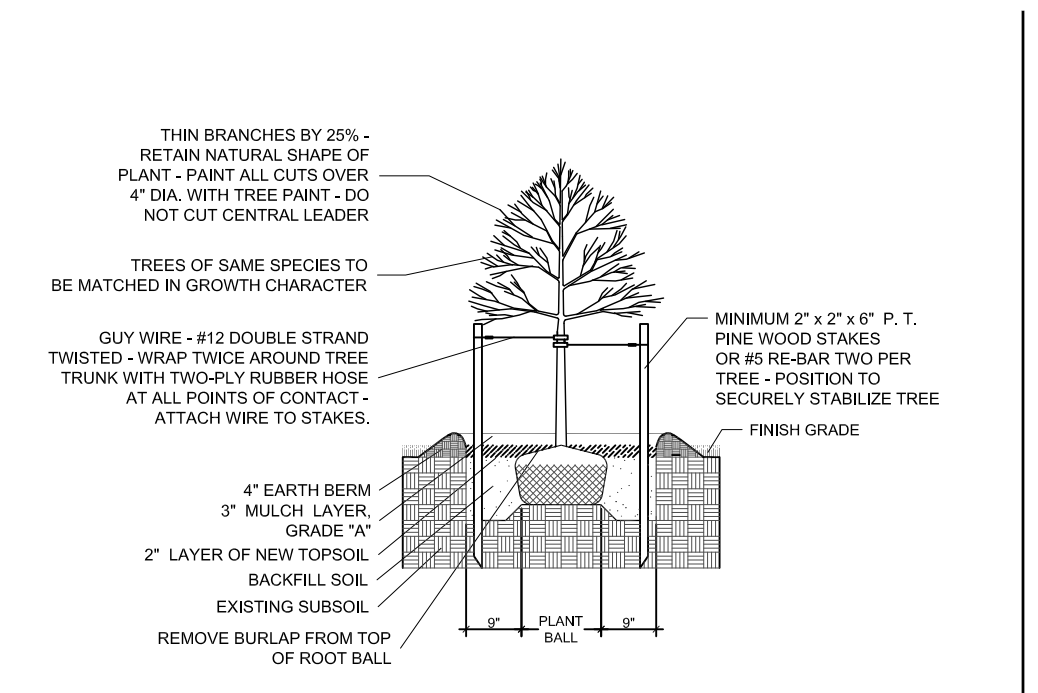
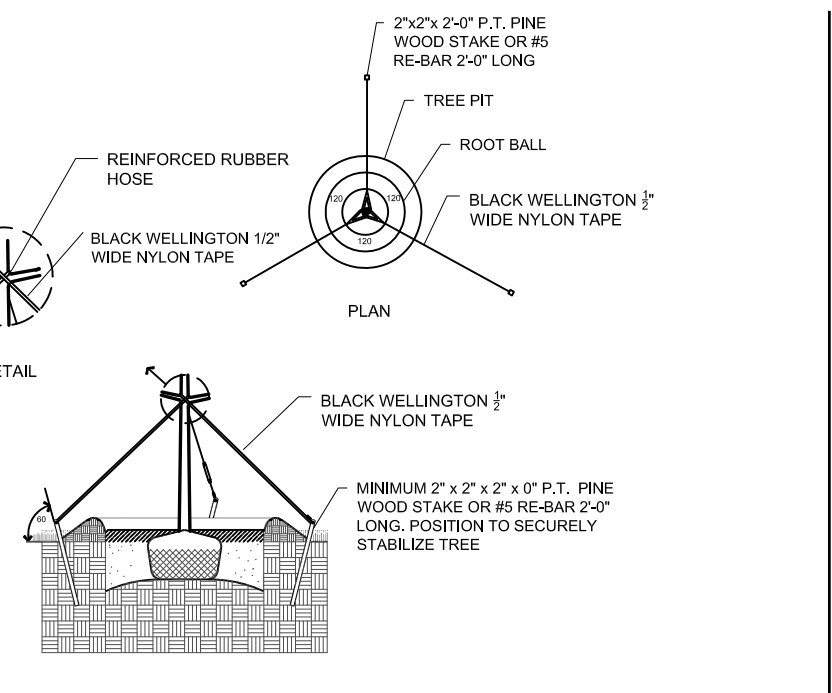


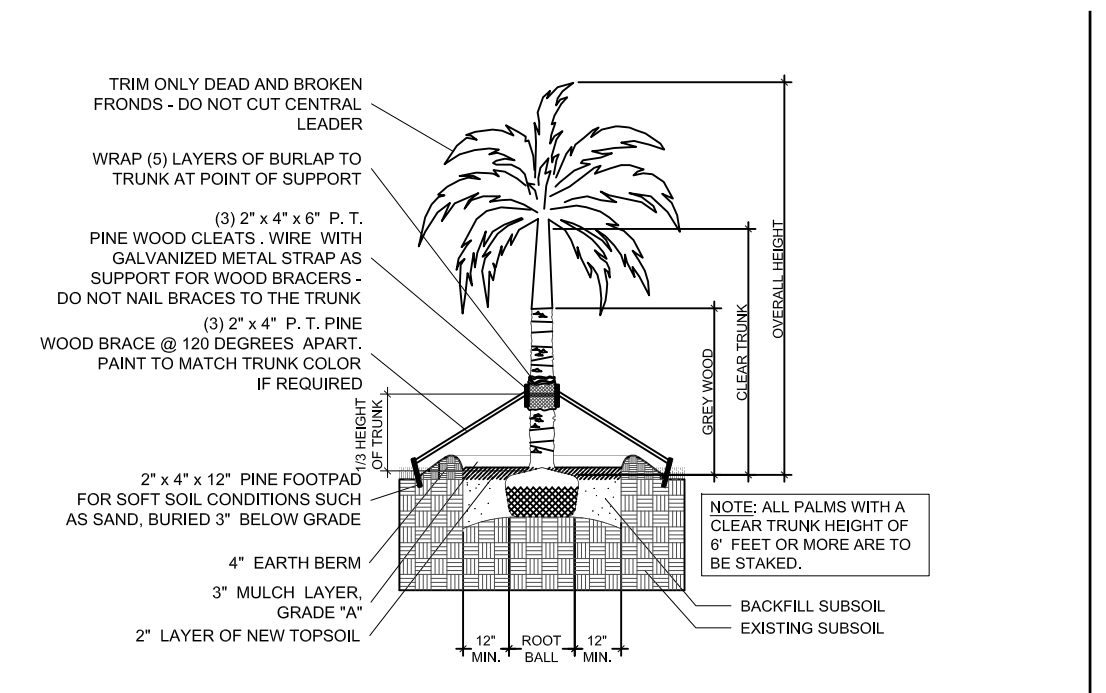
LARGE TREE PLANTING DETAIL



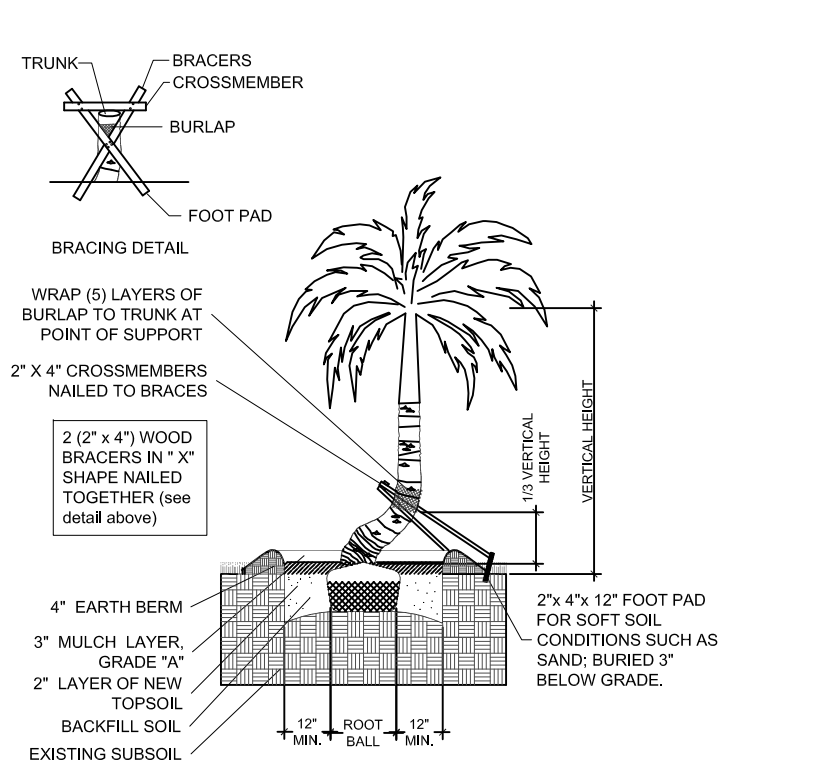
SMALL TREE PLANTING DETAIL



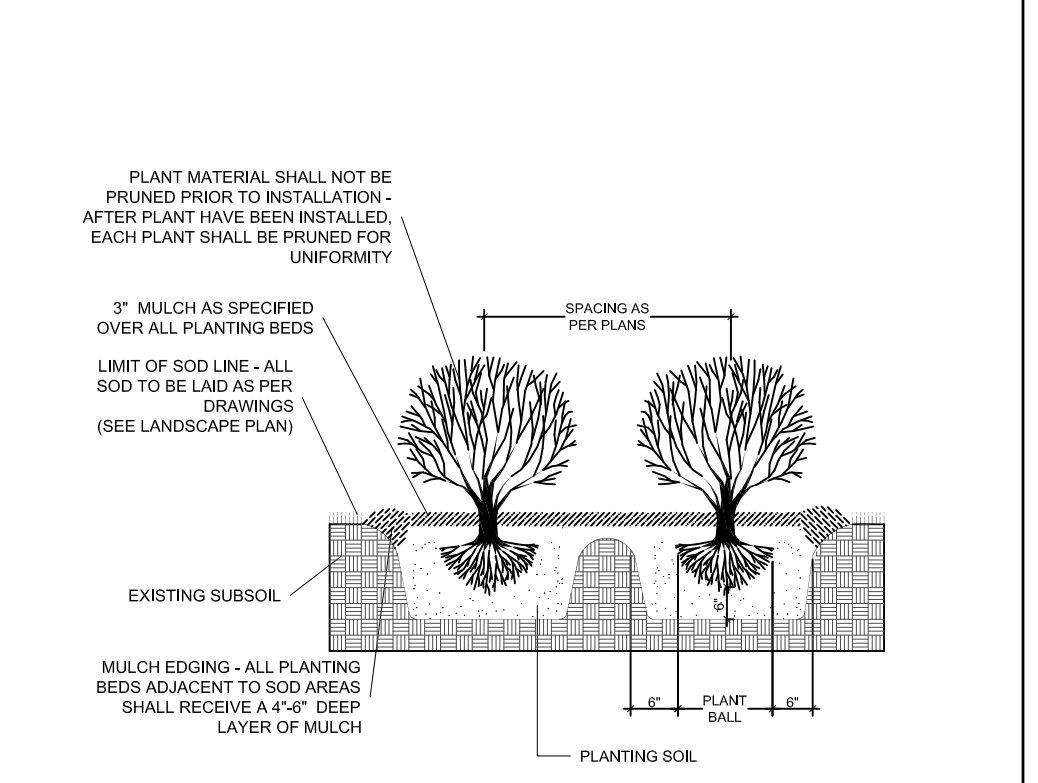
TYPICAL TREE GUYING DETAIL



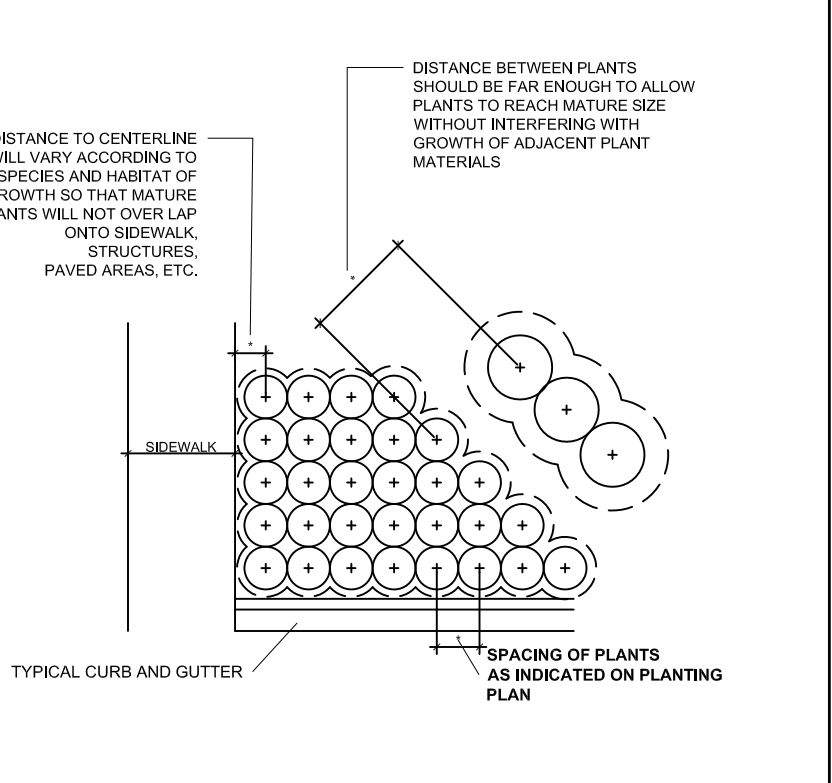
STRAIGHT TRUNK PALM PLANTING DETAIL



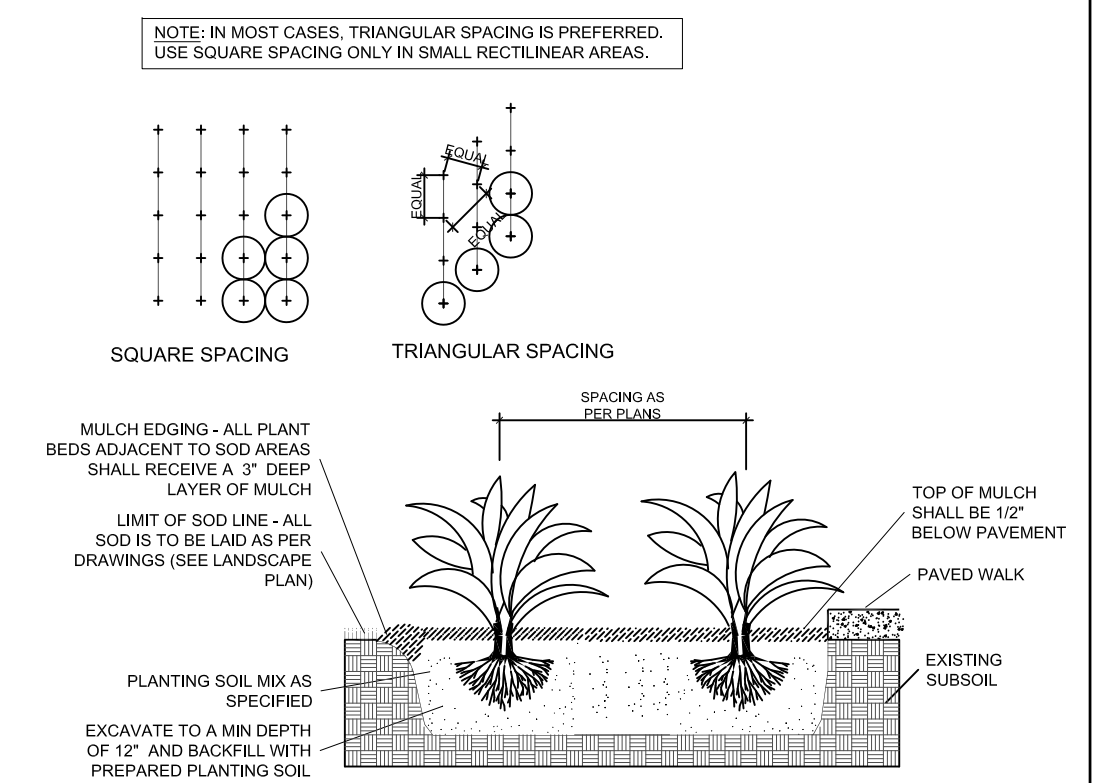
CURVED TRUNK PALM PLANTING DETAIL



TYPICAL SHRUB PLANTING DETAIL



TYPICAL CONTAINER SPACING DETAIL



TYPICAL GROUNDCOVER PLANTING DETAIL

PLANTING NOTES:

- All plant material is to be Florida Number 1 or better pursuant to the Florida Department of Agriculture's Grades and Standards for Nursery Plants.
- All plants are to be top dressed with a minimum 3" layer of Melaleuca mulch, Eucalyptus mulch or equal.
- Planting plans shall take precedence over plant list in case of discrepancies.
- No changes are to be made without the prior consent of the Landscape Architect and Owner. Additions and or deletions to the plant material must be approved by the project engineer.
- Landscape Contractor is responsible for providing their own square footage takeoffs and field verification for 100% sod coverage for all areas specified.
- All landscape areas are to be provided with automatic sprinkler system which provide 100% coverage, and 50% overlap.
- All trees in lawn areas are to receive a 24" diameter mulched saucer at the base of the trunk.
- Trees are to be planted within parking islands after soil is brought up to grade. Deeply set root balls are not acceptable.
- Planting soil for topsoil and backfill shall be 50/50 mix, nematode free. Planting soil for annual beds to be comprised of 50% Canadian peat moss, 25% salt free coarse sand and 25% Aerolite.
- Tree and shrub pits will be supplemented with "Agriform Pells", 21 gram size with a 20-10-5 analysis, or substitute application accepted by Landscape Architect. Deliver in manufacturer's standard containers showing weight, analysis and name of manufacturer.

GENERAL NOTES:

- The Landscape Contractor is to locate and verify all underground and overhead utilities prior to beginning work. Contact proper utility companies and / or General Contractor prior to digging for field verification. The Owner and the Landscape Architect shall not be responsible for any damages to utility or irrigation lines (see Roadway Plans for more utility notes).
- Landscape Contractor is to verify all current drawings and check for discrepancies and bring to the attention of the Landscape Architect prior to commencing with the work.
- All unattended and unplanted tree pits are to be properly barricaded and flagged during installation.
- All planting plans are issued as directives for site layout. Any deviations, site changes, etcetera are to be brought to the attention of the Landscape Architect for clarification prior to installation.

SOD NOTES:

- Sod is to be grade "A" weed free.
- All areas marked "LAWN" shall be solid sodded with St. Augustine 'Floratum' solid sod. See limit on plan. All areas marked 'Bahia Grass' shall be solid sodded with Paspalum.
- Provide a 2" deep blanket of planting soil as described in planting notes this sheet. Prior to planting, remove stones, sticks, etc. from the sub soil surface. Excavate existing non-conforming soil as required so that the finish grade of sod is flush with adjacent pavement or top of curb as well as adjacent sod in the case of sod patching.

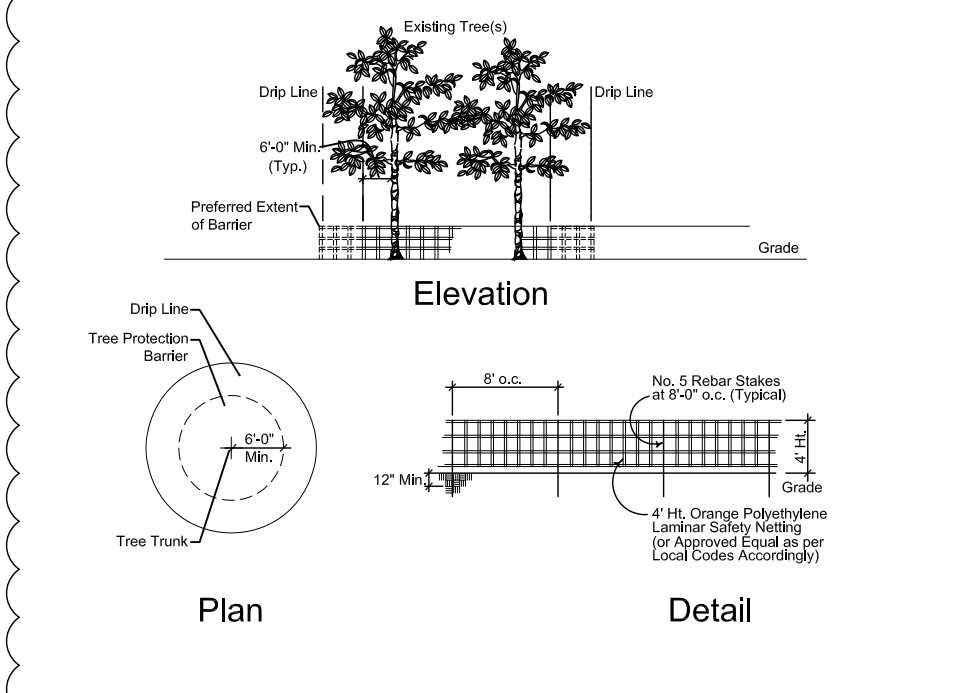
SOD NOTES (cont'd):

- Place sod on moistened soil, with edges tightly butted, in staggered rows at right angles to slopes.
- Keep edge of sod bed a minimum of 18" away from groundcover beds and 24" away from edge of shrub beds and 36" away from trees, measured from center of plant.
- Sod shall be watered immediately after installation to uniformly wet the soil to at least 2" below the bottom of the sod strips.
- Excavate and remove excess soil so top of sod is flush with top of curb or adjacent pavement or adjacent existing sod.

CITY OF COCONUT CREEK STANDARD LANDSCAPE NOTES:

- All landscape and specifications shall meet or exceed the minimum requirements as provided in the City of Coconut Creek Land Development Code. Plans are incomplete without written notes and specifications.
- All planting material shall meet or exceed Florida Grade #1 as specified in Grades and Standards for Nursery Plants, current edition. Trees shall not be tipped, topped, or shaped prior to installation.
- Landscape shall be placed to edge of abutting streets, canals, lakes or other lands.
- All mechanical equipment, air conditioning, irrigation pump stations and equipment, FPL transformers, pool pumps, etc., must be screened on three (3) sides by landscape shrubs.

NOTE: The quantity of screening shrubs is in addition to the required number of shrubs as provided in the code calculation table. All screening shrubs shall be planted for proper operation of equipment being screened and/or per the requirements of the utility as necessary. All hedge material required for screening purposes shall be planted with branches touching. Adjust on-center spacing as necessary and/or provide additional plants to provide an adequate screen.
- Sight distance concerns must be maintained for clear sight visibility from thirty (30) inches to seventy-two inches, tree trunks excluded. Measurement shall be made from top of root ball planted at proper elevation.
- Guying/staking practices shall not permit nails, screws, wires, etc., to penetrate outer surfaces of trees, palms or other plant material. Trees, palms and plant material rejected due to this practice shall be replaced with the inspector on site.
- Burlap material, wire cages, plastic/canvas straps, etc., must be cut and removed for the top one-half (1/2) depth of the root ball. Trees and shrubs grown in grow bags or grow bag type material must have such material REMOVED ENTIRELY prior to planting the tree or shrub.
- All plant material shall be free of pests, insects, disease, weeds, etc.
- All required landscape material shall be installed using a planting soil mix comprised of a type appropriate to the individual proposed plant material and the native soil found on the site.
- All plant material shall be planted at the proper depth, as originally grown and/or so the top of the root ball is flush or slightly above finished grade immediately after planting. All trees should provide trunk taper when properly planted at the correct planting depth.
- All plant material shall be watered in at time of planting to eliminate air pockets in the root zone area.
- Upon completion of work, the site shall be cleared of all debris, superfluous materials, and equipment caused by this permit to the satisfaction of the inspector.



Tree Protection Barrier Detail

NOTE: Protective barriers shall be placed around each tree, cluster of trees, or the edge of the preservation area no less than six (6) feet (in radius) from the trunk of any protected tree cluster or preservation area unless a lesser distance is specified by the Department. Protective barriers shall be a minimum of four (4) feet above ground level and shall be constructed of wood, plastic or metal, and shall remain in place until development is completed and the Department has authorized their removal. Protective barriers shall be in place prior to the start of any construction.

NOTE: ANY DAMAGE TO EXISTING MATERIAL ON ADJACENT PROPERTIES MUST BE REPLACED BY CONTRACTOR TO LIKE OR BETTER CONDITION IMMEDIATELY. SEE SEC.13-448(n) FOR COCONUT CREEK GUIDELINES FOR ANY ADDITIONAL CONSTRUCTION PROTECTION STANDARDS.

COCONUT CREEK LANDSCAPE REQUIREMENTS

CODE	REQUIREMENT	PROVIDED
13-443.7 (e) VUA FRONT LANDSCAPE BUFFER - 215 LF		
	- 1 tree per 40 lf	6
	- 20 shrubs per 40 lf	108
	- 30 groundcovers per 40 lf	162
	- Tiered Landscaping	✓
13-444 (c) LANDSCAPE MATERIAL		
	- Min. 50% Native Species	
	Trees	23
	Shrubs	682
	24	742
	- Max. 25% Same Species	
	Trees (sabals exempt)	12 or less
	Shrubs	341 or less
	✓	✓
PLANT DIVERSITY		
	- Shade Tree	40%
	- Intermediate Tree	30%
	- Small Tree	10%
	- Palms	50% or less
	43%	30%
	26%	30%

LANDSCAPE LIST

TREES				
SYMBOL	QUAN.	PROPOSED MATERIAL	DESCRIPTION	DROUGHT TOLERANCE
CO	8	*Chrysophyllum oliviforme (INTERMEDIATE TREE)	10' HT. X 4' SPR. SATINLEAF	HIGH
JL	12	Jatropha integerrima (SMALL TREE)	8' HT. X 4' SPR. JATROPHA TREE	HIGH
LJ	14	Ligustrum japonicum (INTERMEDIATE TREE)	15 GAL., FULL, 1.5" CAL. JAPANESE PRIVET	HIGH
PG	4	Podocarpus gracillior (SHADE TREE)	12' HT. X 5' SPR. WEEPING PODOCARPUS	HIGH
SP	44	*Sabal palmetto (SHADE TREE)	18-22' O.A. HT. STAGGERED SABAL PALM	HIGH
SG	2	*Simarouba glauca (SHADE TREE)	12' HT. X 5' SPR. PARADISE TREE	HIGH

SHRUBS AND GROUNDCOVERS				
SYMBOL	QUAN.	PROPOSED MATERIAL	DESCRIPTION	DROUGHT TOLERANCE
CA	18	Crinum augustum (GREEN CRINUM LILY)	3' O.A. HT. 7 GAL.	HIGH
DE	254	Duranta erecta 'Gold Mound' (GOLD MOUND DURANTA)	18" HT. X 18" SPR. / 18" O.C. 3 GAL.	MODERATE
FM	396	Ficus microcarpa 'Green Island' (GREEN ISLAND FICUS)	15" HT. X 18" SPR. / 18" O.C. 3 GAL.	MODERATE
HP	126	*Hamelia patens (FIREBUSH)	24" HT. X 24" SPR. / 24" O.C. 3 GAL.	HIGH
NE	376	*Nephrolepis exaltata (BOSTON FERN)	15" HT. X 18" SPR. / 18" O.C. 1 GAL. FULL	MODERATE
PR	12	Phoenix roebeleni (PYGMY DATE PALM)	3-5' O.A. HT. STAGGERED F.G., DOUBLE	HIGH
VO	240	*Viburnum odoratissimum (SWEET VIBURNUM)	24" HT. X 24" SPR. / 24" O.C. 3 GAL.	HIGH
LAWN	As Required	Stenotaphrum secundatum 'Floratum' (ST. AUGUSTINE GRASS)	SOLID EVEN SOD	MODERATE

* DENOTES NATIVE SPECIES

CITY OF COCONUT CREEK STANDARD LANDSCAPE NOTES: (cont'd):

- Refer to Coconut Creek Fire Equipment Clear Zone diagram to maintain a safe zone fronting fire hydrants.
- Do not plant trees, shrubs or groundcover within Electric Meter Clear Zone. Provide a safe zone as described by the Electrical Inspector.
- All landscaped areas shall be provided with an underground fully automatic irrigation system using pop-up sprinklers. System shall provide 100% coverage with 50% overlap (minimum) using rust free water, except preserved areas remaining in natural state. A rain sensor device or switch shall be installed that will override the irrigation system when adequate rainfall has occurred. Water shall not be directed and/or provided onto impervious surfaces and/or be designed or installed to throw water over an impervious surface such as a sidewalk, etc. Hours of operation for all irrigation systems shall be limited to 5:00 p.m. to 8:00 a.m. only or as may be further restricted by South Florida Water Management District or other jurisdictional agency.
- Irrigation permits and plans shall be submitted for approval at time of building permits.
- All non-single family or duplex irrigation systems other than City water systems shall require a South Florida Water Management District water use permit prior to issuance of an irrigation permit and installation of the irrigation system as required.
- All site amenities to include site street lights, landscape common open space, irrigation common open space, buffers, berms, landscape entry features, etc. leading up to and including the model center and/or first certificate of occupancy must be completed and functional prior to issuance of the first requested certificate of occupancy.
- The height of all required, designed and installed berms shall be from the highest adjacent point whether it is the sidewalk, parking area, vehicular use area, surrounding ground, etc. Where a berm abuts a sidewalk, there shall be a one (1) foot level sod area adjacent to the sidewalk prior to the start of incline for the berm.
- An inspection is required prior to the backfilling of trees/palms in all parking medians and islands.

WITKIN GROUP DESIGN
 307 South 21st Avenue Hollywood, Florida
 phone: 954.923.9681 fax: 954.923.9689
 www.witkindesign.com

SAWGRASS OFFICE COMPLEX
 COCONUT CREEK, FLORIDA
 LANDSCAPE NOTES

Revisions:
 1) 10.23.14 CITY COMMENTS
 2) 11.25.14 NEW BASE.

Seat:
 Lic. # LA0000889
 Member: A.S.L.A.

Drawing: Landscape Notes
 Date: 09/24/2014
 Scale: NTS
 Drawn by: JR
 Sheet No.:
 Cad Id.: 2014-000