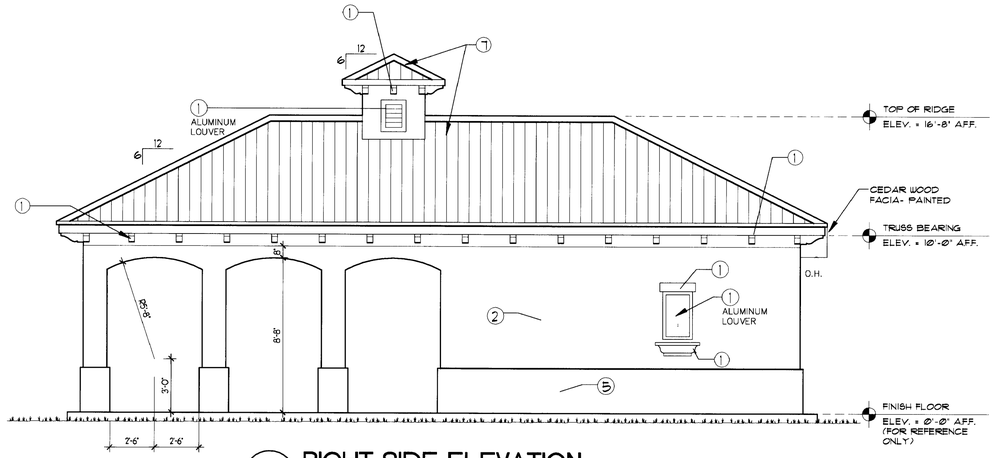

1 A-14.01 RIGHT SIDE ELEVATION
SCALE: 1/4" = 1'-0"

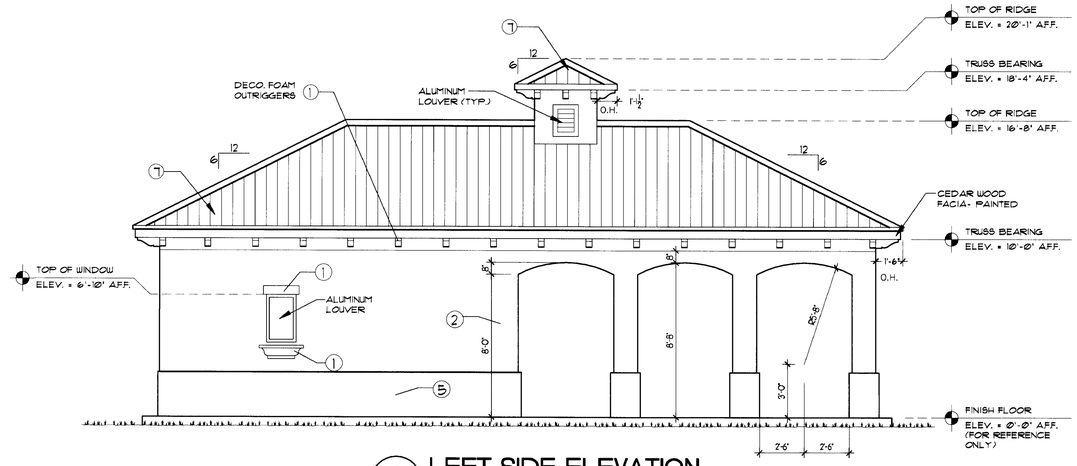

2 A-14.01 LEFT SIDE ELEVATION
SCALE: 1/4" = 1'-0"

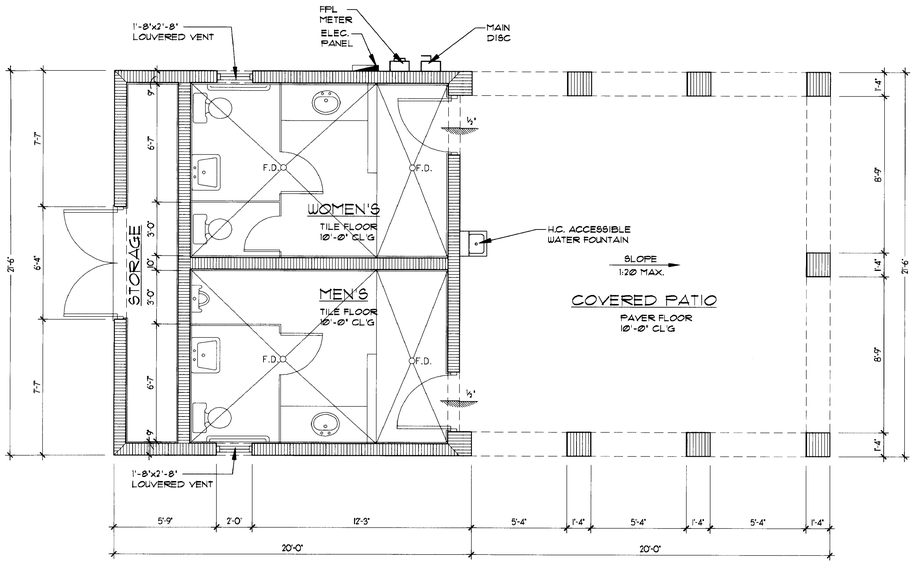

5 A14.01 FLOOR PLAN
SCALE: N.T.S.

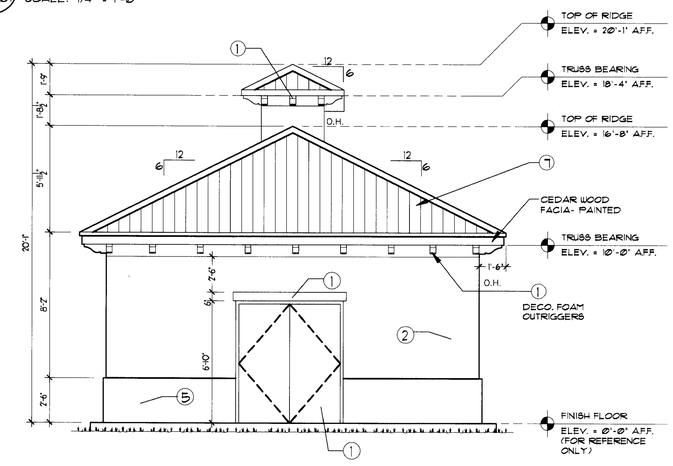

3 A-14.01 REAR ELEVATION
SCALE: 1/4" = 1'-0"

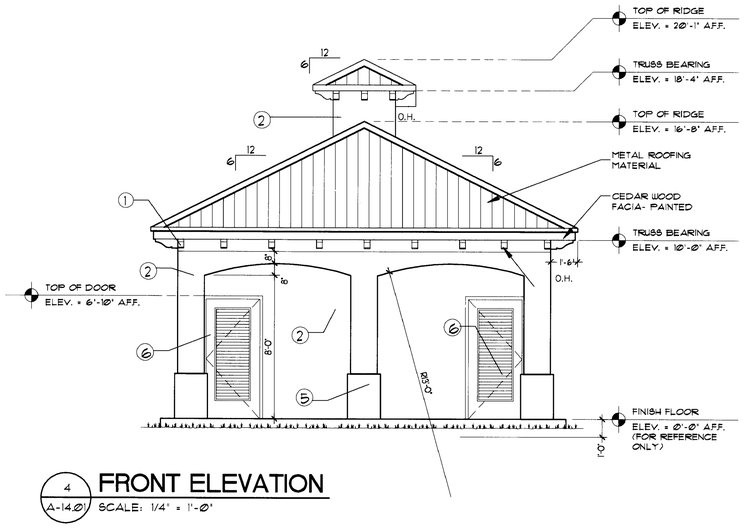

4 A-14.01 FRONT ELEVATION
SCALE: 1/4" = 1'-0"

SIMONTON COURT COLOR SCHEME		
SCHEME NUMBER		LOCATION
1	CLOUD WHITE 7153-1	TRIM WORK, MOLDINGS, FASCIAS, FENCES, WINDOW FRAMES & GARAGE DOORS
2	BODY 1st. FLOOR RICH CLAY 6780-3	BODY 1ST. FLOOR
3	TIARA YELLOW 6176-2	BODY 1st. FLOOR & 2nd. FLOOR
4	MELLOW JADE 6334-3	BODY 1ST. FLOOR
5	CREAM WHITE 6835-1	BODY 2nd. FLOOR
6	BLACK ONYX 7170-2	SHUTTERS & ENTRY DOORS
	METAL ROOF BRUSH ALUMINUM	

NOTE

SEE SHEET A-13 FOR TYPICAL ELEVATION DETAILS

PORTEN COMPANIES
SIMONTON COURT
COCONUT CREEK, FL.

LAST REVISION
DATED: 1/12/05

CONTENTS: POOL HOUSE FLOOR PLAN & ELEVATIONS

FOR THE PROJECT: PORTEN COMPANIES
SIMONTON COURT
COCONUT CREEK, FL.

© 2005 J.A.O. ARCHITECTS AND PLANNERS. THE OR PART, IN WHOLE OR FORM, AS IT COPIED OR REPRODUCED IN ANY FORM WHATSOEVER WITHOUT THE EXPRESS WRITTEN CONSENT OF THE COPYRIGHT HOLDER. WRITTEN DIMENSIONS ON THESE DRAWINGS SHALL HAVE PRECEDENCE OVER SCALE DIMENSIONS. J.A.O. ARCHITECTS AND PLANNERS ASSUMES NO LIABILITY FOR THE UNAUTHORIZED USE OF THESE PLANS DRAWINGS AND SPECIFICATIONS. ALL CONSTRUCTION MUST COMPLY WITH THE LOCAL BUILDING CODE. CONTRACTORS SHALL VERIFY ALL FIGURES DIRECTIONS AND DIMENSIONS ON THE JOB SITE. DISCREPANCIES SHALL BE REPORTED TO THE ARCHITECT PRIOR TO COMMENCEMENT OF THE WORK IN THE AREA IN QUESTION.

J.A.O.
ARCHITECTS
&
PLANNERS
3100 BOCA RATON BLVD.
SUITE 201
BOCA RATON, FL 33431
TEL (561) 391-4115
FAX (561) 391-4173
E-MAIL JAOARCH@AOL.COM

JOSE A. OBESO ARCHITECT REGISTRATION NUMBER 11,734
SEP 09 2005

DATE DRAWN: 6/23/05

DRAWN BY: JAO/AH

CHECKED BY: JAO

REVISIONS:
1.
2.
3.
4.

JOB NUMBER:

SHEET NO:
A-16