WLS LIGHTING SYSTEMS

HF HORIZONTAL/VERTICAL LAMP SERIES



SPECIFICATIONS

HOUSING The HF Series housing is designed to ensure weather-tight construction and is fabricated from .063" thick aluminum. Continuous heliarc welds at all seams produce a clean sharp appearance. The bottom access door provides ease of installation and servicing.

LENS AND FRAME Lenses are flat or contoured impact resistant tempered glass, sealed with a poron gasket to a one-piece lens frame made of .063" thick die formed aluminum. The lens door frame is attached with 2 stainless steel hinges, is equipped with a spring-loaded fastener for easy access, and closes securely on a poron gasket preventing entry of moisture and insects.

FINISHES Fixtures are finished with a thermoset baked-on polyester powder finishing process to give the fixture an exceptionally attractive appearance. The polyester finish withstands extreme weather change without cracking or peeling. Standard and custom colors available.

REFLECTORS/DISTRIBUTION PATTERNS Fixtures are equipped with a state-of-the-art Everbright™ polished aluminum segmented reflector available in five distribution patterns with horizontal or vertical burn lamps: Type II (2), Type III (3), Type V (5), Perimeter Forward Throw (FP) and Automotive Forward Throw (AF).

LIGHT SOURCES Designed to operate up to 1000 Watt High Pressure Sodium and Metal Halide.

SOCKETS Glazed porcelain mogul-base sockets feature spring-reinforced contacts. Rated to 600V.

BALLAST CWA or HPF regulating auto transformers. Available in Metal Halide or High Pressure Sodium. Starting temperature is -20 F for Metal Halide and -40 F for High Pressure Sodium. Maximum wattage is 1000W.

BRACKETS Quick Fit Arm: are fabricated to fit any size tenon or pole top. Fixtures are manufactured with a fixed-arm which easily slips into the quick fit adapter making field installation SIMPLE. **Bolt On Arm:** 6" x 2" x 10" extruded steel arms are shipped standard.

For wet locations

DIMENSIONS

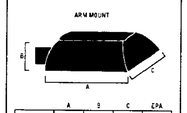

	A	B	C	CPA
HF-S	22"	11"	18"	2.3
HF-L	33"	12"	22"	3.5

MOUNTING BRACKETS

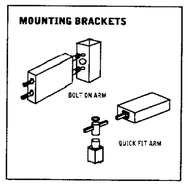

Approved By: _____

Project Name: _____

Location: _____

Date: _____

WLS LIGHTING SYSTEMS
MANUFACTURING SINCE 1969

P.O. Box 100519 • Fort Worth, TX 76185
800.633.8711 • Fax: 817.735.4824 • **www.wislighting.com**

HF HORIZONTAL/VERTICAL LAMP SERIES

FIXTURE MOUNTING CONFIGURATIONS

OPTICS

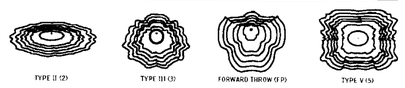

NOTE: Based on MH vertical burn. Consult factory for accurate optics.

ORDERING INFORMATION SELECT APPROPRIATE CHOICE FROM EACH COLUMN TO FORMULATE ORDER CODE. Refer to example below.

LUMINAIRE PREFIX	DISTRIBUTION	LAMP WATTAGE	LIGHT SOURCE	LENS	LINE VOLTAGE	LUMINAIRE FINISH	OPTIONS
HF-S	2 - Type II 3 - Type III FP - Perimeter Forward Throw 5 - Type V AF - Automotive Forward	175W 250W 320W 400W	MH - Metal Halide SMH - Super Metal Halide PSMH - Pulse-Start Metal Halide HPS - High Pressure Sodium	CT - Contoured FG - Flat Glass (Clear Tempered Glass)	480V MT - Multi Tap[3] TT - Tri Tap[3]	BRZ - Bronze BLK - Black PLT - Platinum BUF - Buff WHT - White GRN - Green CC - Custom Color	LL - Lens Lamp ML - Horizontal Lamp GS - Glare Shield BKT-WM - Wall Mount Plate QF - Quick Fit Arm Mount QR - Quartz Restrike PC - Photo Cell SF - Single Fusing DF - Double Fusing NO - No Options
HF-L	2 - Type II 3 - Type III FP - Perimeter Forward Throw 5 - Type V	750W 1000W	MHR - Metal Halide Reduced Envelope SMHR - Super Metal Halide Reduced PSMH - Pulse Start Metal Halide HPS - High Pressure Sodium				

HF-L (EXAMPLE ORDER)	5	1000	MHR	CT	MT	BRZ	NO

ORDER:

WLS ____ ____ ____ ____ ____ ____ ____

NOTE:
1. Voltage for 750W High Pressure Sodium must be specified.
2. Consult factory for international voltages (230, 277, 347 Voltage).
3. "MT" Multi Tap is shipped standard unless otherwise specified. "Multi Tap" consists of 120V, 208V, 240V, and 277V. Multi Tap (pre-wired for higher voltage). Alternate voltages will require field re-wiring.

Approved By: _____

Project Name: _____

Location: _____

Date: _____

WLS LIGHTING SYSTEMS
MANUFACTURING SINCE 1969

P.O. Box 100519 • Fort Worth, TX 76185
800.633.8711 • Fax: 817.735.4824 • **www.wislighting.com**

WLS LIGHTING SYSTEMS

858



SPECIFICATIONS

HOUSING Heavy wall cast aluminum frame and top.

LENS Clear polycarbonate panels.

REFLECTOR Segmented specular aluminum type V light distribution.

LAMPS 250W metal halide.

BALLAST High power factory (specify voltage).

FINISH Polyester powder fuse coating (specify color).

ORDERING INFORMATION
SELECT APPROPRIATE CHOICE FROM EACH COLUMN TO FORMULATE ORDER CODE. Refer to example below.

SERIES	POLE HT.	LAMP WATT.	LIGHT SOURCE	LINE VOLTAGE[1]	LUMINAIRE FINISH
858	20' 18' 16' 14' 12' 10' 8'	70W 100W 150W 175W 250W	V - Mercury Vapor MH - Metal Halide HPS - High Pressure Sodium	120V 208V 240V 277V 480V MT - Multi Tap[2]	BRZ - Bronze BLK - Black PLT - Platinum BUF - Buff WHT - White GRN - Green CC - Custom Color

858 (EXAMPLE ORDER)	18	175	MH	120	BLK

ORDER:

WLS-858 ____ ____ ____ ____ ____

Approved By: _____

Project Name: _____

Location: _____

Date: _____

WLS LIGHTING SYSTEMS
MANUFACTURING SINCE 1969

P.O. Box 100519 • Fort Worth, TX 76185
800.633.8711 • Fax: 817.735.4824 • **www.wislighting.com**

SCOTT PARTNERSHIP
ARCHITECTURE
INTERIORS
GRAPHICS
PLANNING

423 South Keller Road
Suite 200 Orlando FL 32810
Phone: 407 660-2766
Fax: 407 875-3276
Web Site: ScottArchitects.com
License No. SL#AAC001155

© Copyright 2004 The Scott Partnership Architecture, Inc.
All Rights Reserved Worldwide.

CONSULTANT

MILAN ENGINEERING
consulting engineers
423 South Keller Road, Suite 400
P:407.838.2381 / F:407.875.3276
www.Milan-Engineering.com
Certificate of Authorization #26271

PROJECT

STRADA
TOWN CENTER
COCONUT CREEK, FLORIDA
DIVERSIFIED REALTY INC.

SEAL

ENGINEER OF RECORD

JOSE R. BETANCOURT, PE
FBPE# 60012

REVISIONS:

#	DATE	DESCRIPTION

DRAWN BY: CZ, JRB

CHECKED BY: JRB

DATE: 08-26-05

SHEET:
ELECTRICAL
SITE LIGHTING
CUT SHEETS

E1-2

TSPA JOB No. 04046