







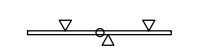






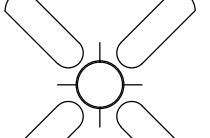



-  WALL MOUNTED LIGHT FIXTURE  
MOUNTED 8'-0" A.F.F. UNLESS NOTED
-  WATER PROOF EXTERIOR WALL MOUNTED LIGHT  
FIXTURE MOUNTED 8'-8" A.F.F. UNLESS NOTED
-  CEILING MOUNTED WATER PROOF LIGHT FIXTURE
-  RECESSED CEILING LIGHT FIXTURE
-  EXISTING 12" SQ. CEILING MOUNTED WATER PROOF  
LIGHT FIXTURE TO REMAIN
-  EXISTING 1' x 4' CEILING MOUNTED WATER PROOF  
LIGHT FIXTURE TO REMAIN
-  1' x 4' CEILING SUSPENDED FLUORESCENT LIGHT  
FIXTURE
-  6' LONG, 2-CIRCUIT CEILING MOUNTED LIGHT TRACK  
W/ 6 LUMINAIRS MAX.
-  3' LONG, 2-CIRCUIT CEILING MOUNTED LIGHT TRACK  
W/ 4 LUMINAIRS MAX.
-  1' x 4' CEILING MOUNTED LIGHT FIXTURE
-  2' x 2' LAY-IN CEILING MOUNTED FLUORESCENT LIGHT
-  2' x 4' LAY-IN CEILING MOUNTED FLUORESCENT LIGHT
-  CEILING MOUNTED EXIT LIGHT W/ BATTERY BACK-UP
-  WALL MOUNTED EMERGENCY LIGHT W/ BATTERY  
BACK-UP
-  CEILING MOUNTED EXHAUST FAN
-  52" CEILING MOUNTED PADDLE FAN WITH LIGHT
-  10'-0" CEILING HEIGHT (FROM THAT FLOOR LEVEL)

**1** SECOND FLOOR REFLECTED CEILING PLAN  
1/4" = 1'-0"

**2** FIXTURE SCHEDULE

REV	DATE	DESCRIPTION
Δ 1	12/16/15	SPIC REVIEW COMMENTS

DESIGN  
DELIVERABLE: PERMIT SET  
ISSUE DATE: 01/26/16

PROJECT NUMBER: 1252-140622  
DRAWN BY: KW  
CHECKED BY: MR

Copyright (c) by SYNALOVSKI ROMANIK SAYE  
All Rights Reserved.

**EXISTING PAVILION  
2nd FLOOR PLAN  
REFLECTED CEILING**

SHEET NUMBER:  
**A1-4.1**