





CW-1 COMPOSITE CLADDING
MFR: RESYSTA
SIZE: 5/8" X 6"
COLOR: BURMA
LOCATION: REFER TO EXTERIOR ELEVATIONS
PRICING: \$6.09/SQ FT




P-4 PAINT
MFR: SHERWIN WILLIAMS
COLOR: GAUNTLET GREY
NUMBER: SW 7019
FINISH: EXTERIOR SATIN
LOCATION: EXTERIOR SERVICE DOORS,
UNDERSIDE OF PATIO ROOF




P-5 PAINT
MFR: SHERWIN WILLIAMS
COLOR: IRON ORE
NUMBER: SW 7069
FINISH: EXTERIOR SATIN
LOCATION: PATIO COLUMNS




PF-1 EFIS FINISH
MFR: STO
COLOR: P-7
FINISH: SANDBLAST FINE
LOCATION: REFER TO EXTERIOR ELEVATIONS




PF-2 EFIS FINISH
MFR: STO
COLOR: P-9
FINISH: SANDBLAST FINE
LOCATION: REFER TO EXTERIOR PERSPECTIVE




FA-5 FABRIC
MFR: SUNBRELLA
PATTERN: CANVAS
COLOR: CHARCOAL
LOCATION: AWNINGS AND UMBRELLAS




CS-3 CAST STONE BASE
MFR: ROCKCAST
COLOR: BUFFSTONE
SIZE: 7 5/8"H X 3 5/8" THICK X 23 5/8"L
LOCATION: REFER TO EXTERIOR ELEVATIONS



M-1 METAL CLADDING
MFR: CENTRIA
PRODUCT: STYLE-RIB
COLOR: LIGHT SEAWOLF
SIZE; 36" PANEL WIDTH X 1 1/2" THICK
FINISH: SMOOTH
LOCATION: REFER TO EXTERIOR ELEVATIONS



M-2 BRAKE METAL
MFR: CENTRIA
PRODUCT: COPING
COLOR: LIGHT SEAWOLF
LOCATION: REFER TO EXTERIOR ELEVATIONS



M-3 BRAKE METAL
MFR: PAC CLAD
PRODUCT: COPING, CORNER TRIM
COLOR: SLATE GRAY
FINISH: 24 GAUGE
LOCATION: REFER TO EXTERIOR ELEVATIONS

