

ADMINISTRATIVE APPROVAL 03-31-11  
**APPROVED**

THIS DRAWING WAS CREATED TO ASSIST YOU IN VISUALIZING OUR PROPOSAL. THE ORIGINAL IDEAS HEREIN ARE THE PROPERTY OF FERRIN. PERMISSION TO COPY OR REVISE THIS DRAWING CAN ONLY BE OBTAINED THRU A WRITTEN AGREEMENT WITH FERRIN. SEE YOUR SALES REPRESENTATIVE OR CALL THE OFFICE OF FERRIN SIGNS INC.

**FERRIN**  
*Signs*

945 26TH STREET  
WEST PALM BEACH, FL.  
33407

DESIGN PROPOSAL

PALM BEACH: (561) 802-4242 • MARTIN: (561) 340-4865 • BROWARD: (954) 764-2042

CLIENT: COCONUT CREEK MEDICAL CENTER  
LOCATION: COCONUT CREEK, FL.  
DESIGN #008435 SITE PLAN  
DATE: 2/8/11  
SALES: M. McDONALD  
DESIGNER: C. COOPER  
SCALE: AS NOTED DISK: DRAW 8

DATE:	REVISIONS

COLOR SPECIFICATIONS:

### NOTICE TO CUSTOMER

**ALL VOLTAGE PRESUMED TO BE 120 VOLT, UNLESS SPECIFIED OTHERWISE.**


NOTE: SIGNS TO WITHSTAND 150 MPH  
50 LBS. PER SQ. FT. AS PER  
ASCE 7-05 REQUIREMENTS.  
DESIGN BASED UPON 150 M.P.H., 3 SECOND  
GUST WIND SPEED PER F.B.C. 2007,  
EXPOSURE C, W/ 2009 REVISIONS

FERRIN will endeavor to match colors where specified, we cannot guarantee exact matches due to varying compatibility of materials used. Final dimensions may vary from those shown within this drawing. An exact scaled drawing will be provided upon your request.

CLIENT APPROVAL BY: \_\_\_\_\_  
DATE: \_\_\_\_\_

WEST ELEVATION

**COPY AREA PER FACE 6.67' X 4.67' = 31.15 SQ.FT.**



D/F MONUMENT SIGN LAYOUT

SCALE: 1/2"=1'-0"

**NOTE: PLANTING PERIMETER OF SIGN, AT HEIGHT AS TO CONCEAL SIGN BASE**

**COCONUT CREEK  
MEDICAL CENTER**

**FOR LEASE 954-580-2000**

**HOMEWOOD HOME HEALTH**

**SUPERIOR REHAB-PHYS. THERAPY**

**NOTE: ALL FUTURE TENANT SIGNAGE  
SHALL DEPICT A BUSINESS NAME, NOT  
AN ATTRIBUTE**

FABRICATE & INSTALL ONE (1) DOUBLE FACE MONUMENT SIGN.

CABINET TO BE OF ALUMINUM OVER ALUMINUM ANGLE FRAME,  
INTERNALLY ILLUMINATED W/ 800 M.A., HI-OUTPUT,  
FLUORESCENT LAMPS. PRIME COAT & FINISH WHITE SIMULATED  
STUCCO, W/ BLUE HEADER TO MATCH #2051 BLUE PLEXIGLAS.

MAIN I.D. FACES TO BE OF .250 (1/4") ALUMINUM, **(OPAQUE)**W/  
COPY & ROUTED & BACKED W/ TRANSLUCENT WHITE  
PLEXIGLAS,.

TENANT PANELS OF 1/4" ALUMINUM, **(OPAQUE AS REQ'D)** W/  
COPY ROUTED & BACKED W/ #2051 BLUE TRANSLUCENT  
PLEXIGLAS. PANELS MOUNT VIA. COUNTERSUNK PAN HEAD  
SCREWS. ADDRESS NUMERALS **STREET SIDE** OF CABINET TO BE  
ROUTED & BACKED TO MATCH TO MATCH TENANT COPY.

TENANT COPY: #2051 BLUE PLEXIGLAS

CABINET: SIMULATED STUCCO "NATURAL WHITE"

**FERRIN  
Signs**

DESIGN PROPOSAL

945 26TH STREET  
WEST PALM BEACH, FL.  
33407

QUALIFIER: RALPH LASHLEYS  
STATE LIC. #ES 0000140  
(561)802-4242

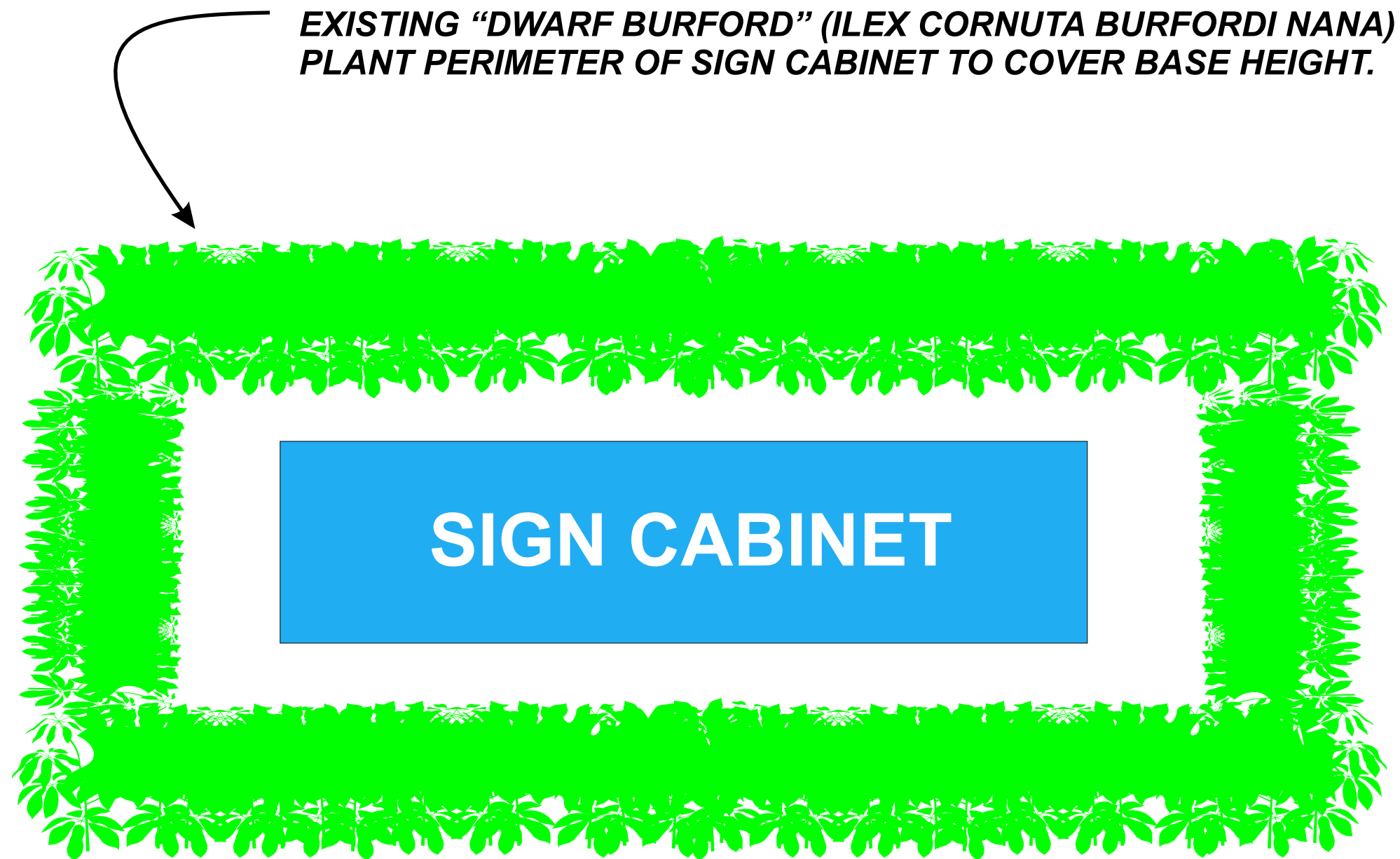
CLIENT: COCONUT CREEK MEDICAL CENTER  
LOCATION: COCONUTCREEK, FL.  
DESIGN #008435A  
DATE: 10/20/10  
SALES: M. McDONALD  
DESIGNER: C. COOPER  
SCALE: AS NOTED DISK: DRAW 8

DATE:	REVISIONS
12/10/10	ADD "BROWARD HEALTH" LOGO REVISE ADDRESS NUMERALS TO ROUTED, REVISE COLOR
12/15/10	REVISE TENANT COPY & NUMERAL COLORS
1/11/11	REVISE AS PER CITY REQUIREMENTS (CRC)
2/4/11	REVISE BASE WIDTH (CRC)
3/24/11	REVISE COPY AREA ENTIRE CABINET STUCCO (CRC)

**NOTE: SIGNS TO WITHSTAND 150 MPH DESIGN BASED UPON 150 M.P.H. 3 SECOND  
50 LBS. PER SQ. FT. AS PER GUST DESIGN WIND SPEED PER FBC 2007,  
ASCE 7-05 REQUIREMENTS. EXPOSURE C. W/ 2009 REVISIONS**  
**SIGN TO BE LISTED AS PER N.E.C. 600.3**  
ALL COMPONENTS TO BE U.L. LISTED & APPROVED  
ALL FABRICATION & USE OF SAID COMPONENTS TO MEET OR EXCEED  
LOCAL & N.E.C. REQUIREMENTS

REGISTERED ENGINEER: JOHN HOLT  
925 AZURE  
WELLINGTON, FL.  
(561)793-7843  
ST. #15252

PALM BEACH: (561) 802-4242 • MARTIN: (561) 340-4865 • BROWARD: (954) 764-2042



**PLAN VIEW      N.T.S.**

THIS DRAWING WAS CREATED TO ASSIST YOU IN VISUALIZING OUR PROPOSAL. THE ORIGINAL IDEAS HEREIN ARE THE PROPERTY OF FERRIN. PERMISSION TO COPY OR REVISE THIS DRAWING CAN ONLY BE OBTAINED THRU A WRITTEN AGREEMENT WITH FERRIN. SEE YOUR SALES REPRESENTATIVE OR CALL THE OFFICE OF FERRIN SIGNS INC.



945 26TH STREET  
WEST PALM BEACH, FL.  
33407

DESIGN PROPOSAL

PALM BEACH: (561) 802-4242 • MARTIN: (561) 340-4865 • BROWARD: (954) 764-2042

CLIENT: COCONUT CREEK MEDICAL CENTER  
LOCATION: COCONUT CREEK, FL.  
DESIGN #008435 LANDSCAPING  
DATE: 2/25/11  
SALES: M. McDONALD  
DESIGNER: C. COOPER  
SCALE: AS NOTED      DISK: DRAW 8

DATE:	REVISIONS

COLOR SPECIFICATIONS:

NOT APPLICABLE

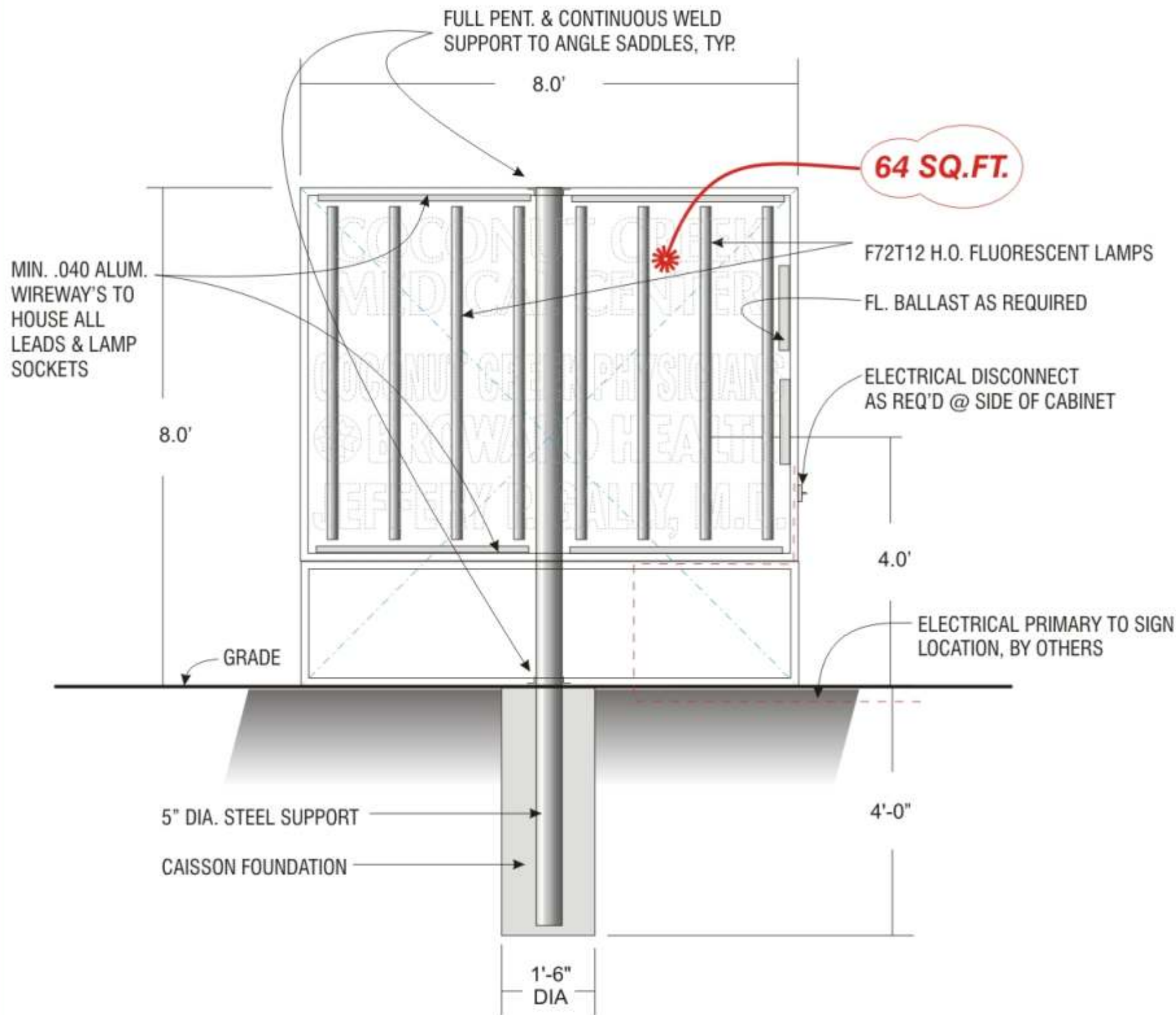
**NOTICE TO CUSTOMER**

**ALL VOLTAGE PRESUMED TO BE  
120 VOLT, UNLESS SPECIFIED OTHERWISE.**

NOTE: SIGNS TO WITHSTAND 150 MPH  
50 LBS. PER SQ. FT. AS PER  
ASCE 7-05 REQUIREMENTS.  
DESIGN BASED UPON 150 M.P.H., 3 SECOND  
GUST WIND SPEED PER F.B.C. 2007,  
EXPOSURE C., W/ 2009 REVISIONS

FERRIN will endeavor to match colors where specified, we  
cannot guarantee exact matches due to varying  
compatibility of materials used. Final dimensions may vary  
from those shown within this drawing. An exact scaled  
drawing will be provided upon your request.

CLIENT APPROVAL BY: \_\_\_\_\_  
DATE: \_\_\_\_\_



**DESIGN CRITERIA:**  
 STEEL ASTM A53F<sub>y</sub>=21,500  
 WIND LOAD 50 P.S.F., 146 M.P.H.  
 SOIL BEARING CAP. 2,500 P.S.F.  
 CONCRETE 2,500 P.S.I. @ 28 DAYS  
 ALL WELDS FULL PENT. ALL

**SECTION MODULUS:**  

$$\frac{64 \times 50 \times 4 \times 12}{30,000} = 5.12 \text{ SM REQ'D}$$

USE ONE (1) 5" DIA. STEEL PIPE, SM. OF 5.45 (OK)

**CAISSON FOUNDATION**  
 MOM-SIGN-4FT (8FTX8FT)  $38.25 \frac{\text{LB}}{\text{FT}^2} = 9792 \text{ FT LBS}$   
 MOM-FOOTER- 2FT (1.5FTX4FT)  $1066 \frac{\text{LB}}{\text{FT}^2} = 12,792 \text{ FT LBS}$

MAKE FOUNDATION 1'-6" DIA. X 4'-0" DEEP (OK)

**THIS SIGN ENGINEERED  
 AS PER F.B.C. & ASCE 7-98  
 REQUIREMENTS**

**FERRIN**  
*Signs*

945 26TH STREET  
 WEST PALM BEACH, FL.  
 33407

QUALIFIER: RALPH LASHLELLS  
 STATE LIC. #ES 0000140  
 (561)802-4242

PALM BEACH: (561) 802-4242 • MARTIN: (561) 340-4865 • BROWARD: (954) 764-2042

CLIENT: COCONUT CREEK MEDICAL CENTER  
 LOCATION: COCONUT CREEK, FL.  
 DESIGN #008435 ENG  
 DATE: 12/15/10  
 SALES: M. McDONALD  
 DESIGNER: C. COOPER  
 SCALE: AS NOTED DISK: DRAW 8

DATE:	REVISIONS
//10	

NOTE: SIGNS TO WITHSTAND 150 MPH DESIGN BASED UPON 150 M.P.H. 3 SECOND  
 50 LBS. PER SQ. FT. AS PER GUST DESIGN WIND SPEED PER FBC 2007,  
 ASCE 7-05 REQUIREMENTS. EXPOSURE C. W/ 2009 REVISIONS  
**SIGN TO BE LISTED AS PER N.E.C. 600.3**  
 ALL COMPONENTS TO BE U.L. LISTED & APPROVED  
 ALL FABRICATION & USE OF SAID COMPONENTS TO MEET OR EXCEED  
 LOCAL & N.E.C. REQUIREMENTS

REGISTERED ENGINEER: JOHN HOLT  
 925 AZURE  
 WELLINGTON, FL.  
 (561)793-7843  
 ST. #15252